

ST27A/B (A591)

PARTS CATALOG

INTRODUCTION

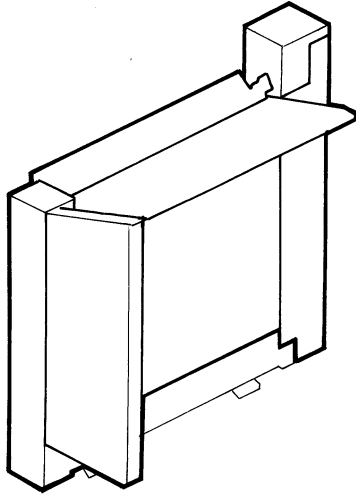
This chapter instructs you the numbers and names of parts on this machine.

INDEX to PARTS CATALOG

Location of Unit.....	3		
1.Diagonal Transport Unit 1 (A591)	6	12.Distribution Unit 8 (A591)	28
2.Diagonal Transport Unit 2 (A591)	8	13.Distribution Unit 9 (A591)	30
3.Diagonal Transport Unit 3 (A591)	10	14.Distribution Unit 10 (A591)	32
4.Diagonal Transport Unit 4 (A591)	12	15.Relay Unit 1 (A591)	34
5.Distribution Unit 1 (A591)	14	16.Relay Unit 2 (A591)	36
6.Distribution Unit 2 (A591)	16	17.Main Control Board (A591).....	38
7.Distribution Unit 3 (A591)	18	18.Decal And Document (A591)	40
8.Distribution Unit 4 (A591)	20	Parts Index	43
9.Distribution Unit 5 (A591)	22		
10.Distribution Unit 6 (A591)	24		
11.Distribution Unit 7 (A591)	26		

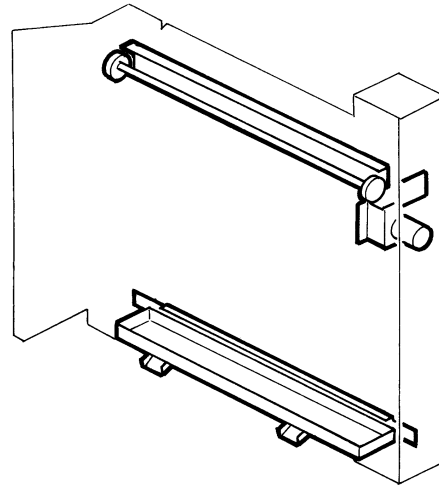
Location of unit

1. DIAGONAL TRANSPORT UNIT 1 (A591)



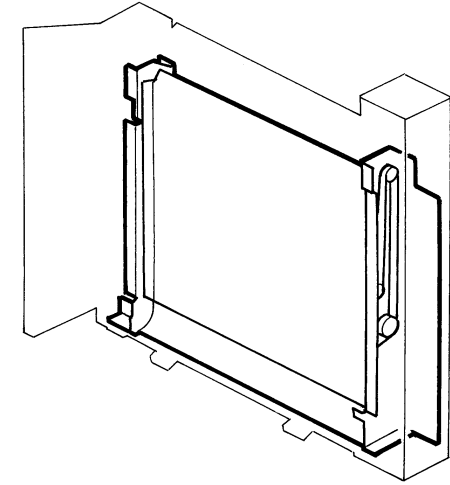
See Page 6

2. DIAGONAL TRANSPORT UNIT 2 (A591)



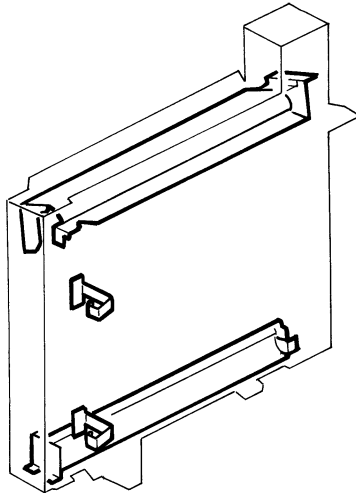
See Page 8

3. DIAGONAL TRANSPORT UNIT 3 (A591)



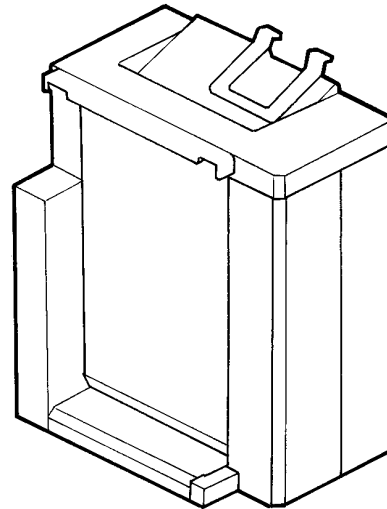
See Page 10

4. DIAGONAL TRANSPORT UNIT 4 (A591)



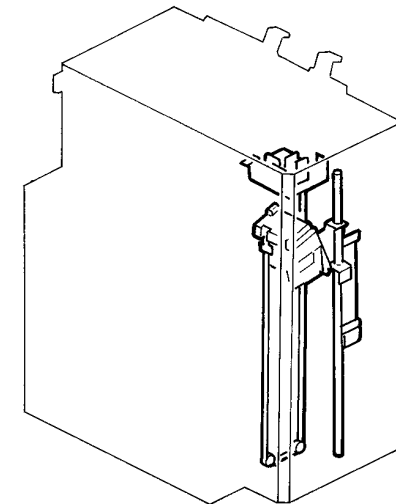
See Page 12

5. DISTRIBUTION UNIT 1 (A591)



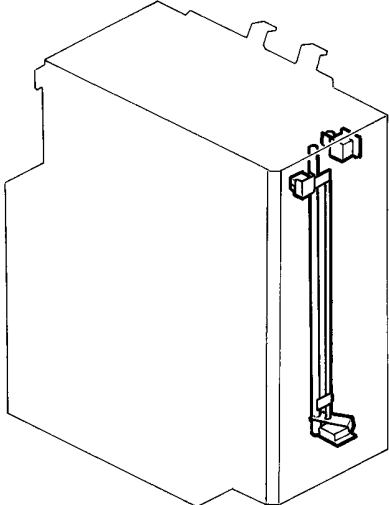
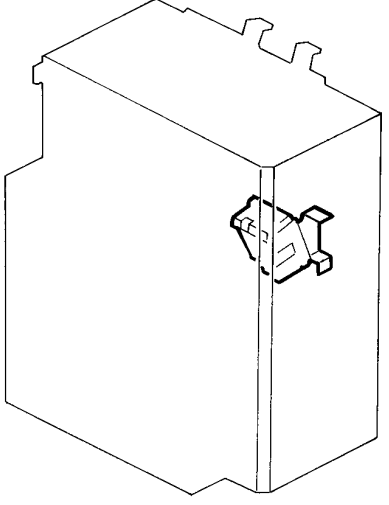
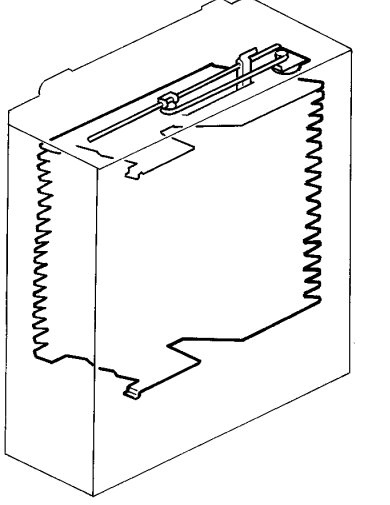
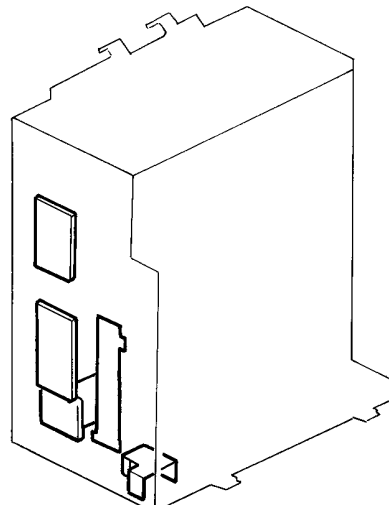
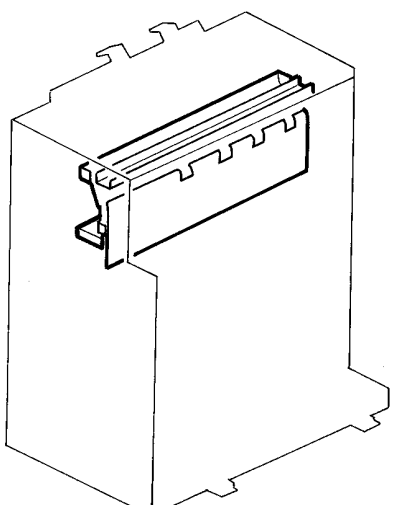
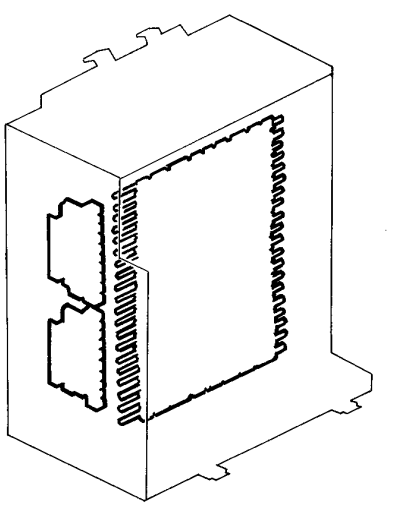
See Page 14

6. DISTRIBUTION UNIT 2 (A591)



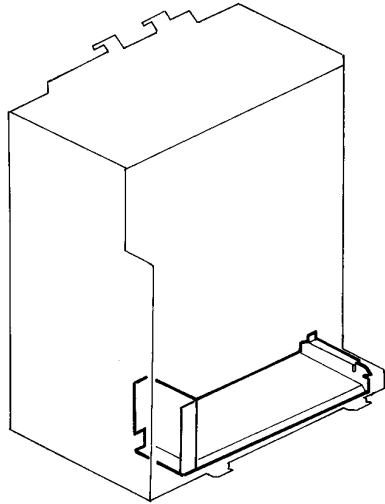
See Page 16

Location of unit

<p>7. DISTRIBUTION UNIT 3 (A591)</p>  <p>See Page 18</p>	<p>8. DISTRIBUTION UNIT 4 (A591)</p>  <p>See Page 20</p>	<p>9. DISTRIBUTION UNIT 5 (A591)</p>  <p>See Page 22</p>
<p>10. DISTRIBUTION UNIT 6 (A591)</p>  <p>See Page 24</p>	<p>11. DISTRIBUTION UNIT 7 (A591)</p>  <p>See Page 26</p>	<p>12. DISTRIBUTION UNIT 8 (A591)</p>  <p>See Page 28</p>

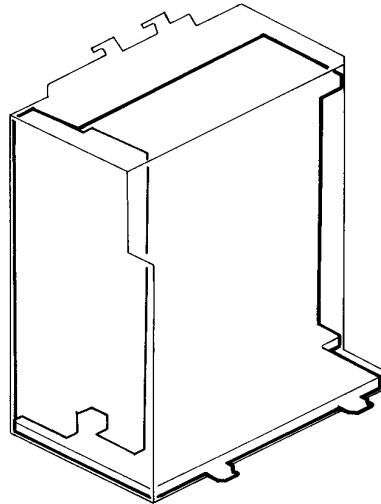
Location of unit

13. DISTRIBUTION UNIT 9 (A591)



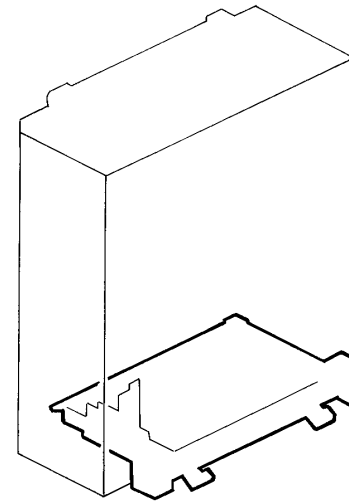
See Page 30

14. DISTRIBUTION UNIT 10 (A591)



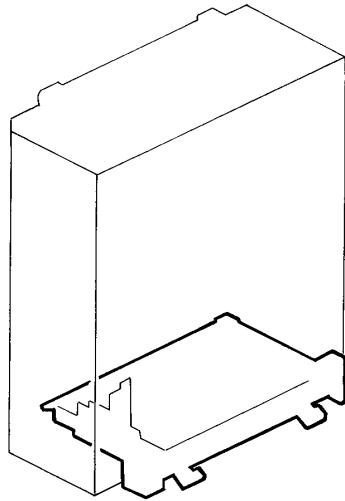
See Page 32

15. RELAY UNIT 1 (A591)



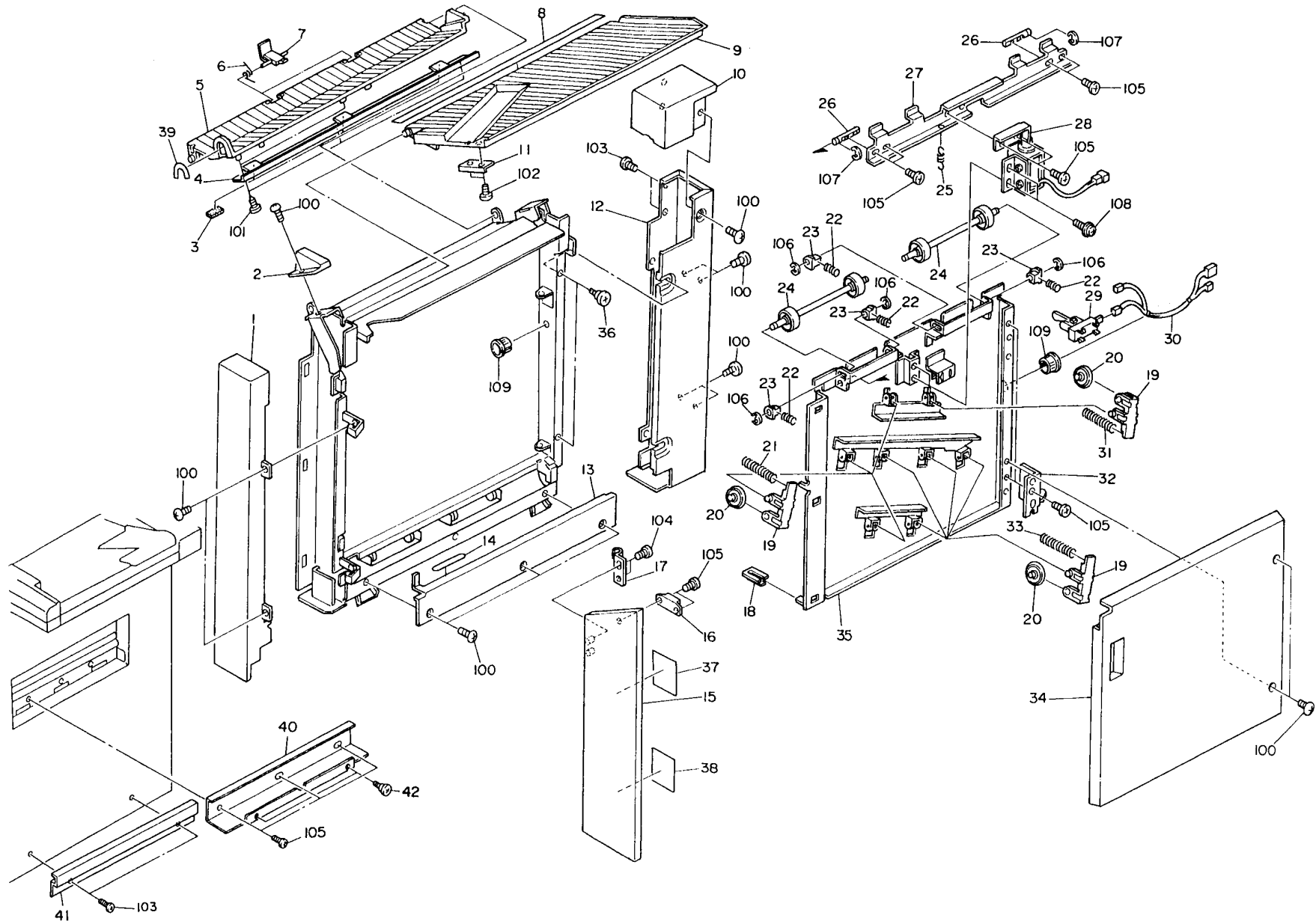
See Page 34

16. RELAY UNIT 2 (A591)



See Page 36

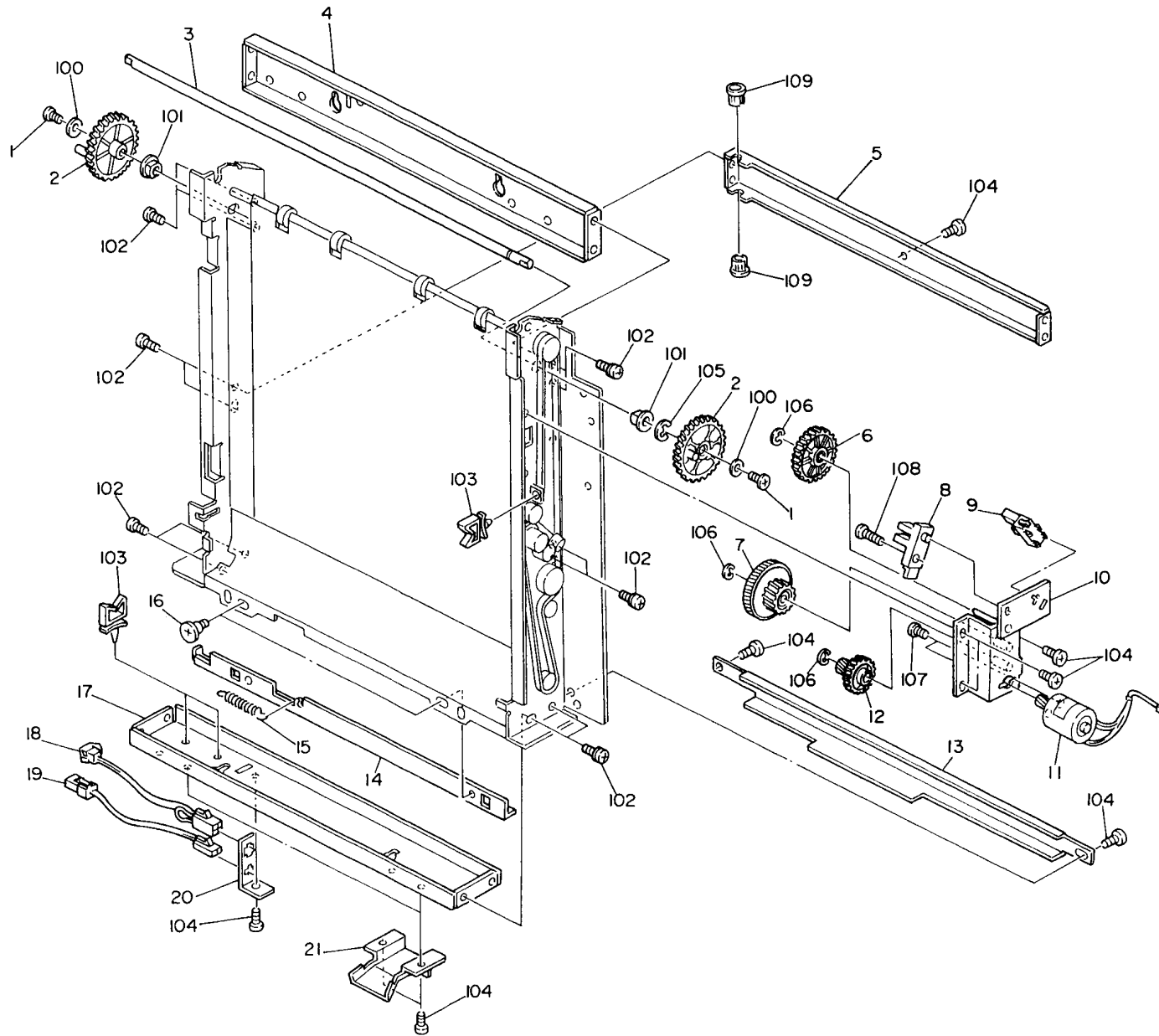
1. DIAGONAL TRANSPORT UNIT 1 (A591)



1.DIAGONAL TRANSPORT UNIT 1 (A591)

Index No.	Part No.	Description	Q'ty Per Assembly	Index No.	Part No.	Description	Q'ty Per Assembly
1	A354 3614	Front Diagonal Cover	1	37	A591 1631	Decal - R1	1
2	A354 3694	Front Spacer - Diagonal	1	38	A591 1636	Decal - R2	1
3	A591 2022	Guide Plate Magnet	2	39	A354 3206	Decal - Cover Grip	1
4	A354 3209	Entrance Support Plate	1	40	A354 3811	Upper Joint Stay - Diagonal	1
5	A354 3204	Upper Entrance Guide Plate	1	41	A354 3816	Lower Joint Stay - Diagonal	1
6	A354 3229	Fence Spring	2	42	5403 2075	Stepped Screw	2
7	A354 3227	Paper Guide - By-pass Tray	1				
8	A354 3689	Lower Tray Seal	1				
9	A354 3684	Lower Exit Tray	1				
10	A354 3634	Rear Auxiliary Cover - Diagonal	1				
11	A354 3688	Magnet Plate - Front Door	1				
12	A591 3624	Rear Diagonal Cover	1				
13	A354 3654	Exit Diagonal Cover - Diagonal	1				
14	A354 1611	Decal - R1	1				
15	A354 3664	Front Door	1				
16	AG07 0004	Magnetic Catch	1				
17	A354 3678	Right Door Hinge	1				
18	A354 3376	Diagonal Guide Plate	1				
19	A354 3346	Roller Holder - Driven	8				
20	A354 3341	Roller - Diagonal Driven	8				
21	AA06 3199	Front Spring - Diagonal Driven	3				
22	A458 2165	Spring - Driven Roller	4				
23	AA08 0109	Bushing - 4mm	4				
24	A354 2191	Transport Roller - Driven	2				
25	AA06 0382	Spring - Horizontal Driven	1				
26	A354 3356	Pressure Release Shaft	2	100	0344 0060F	Philips Truss Head Screw - M4x6	
27	A354 3351	Pressure Release Bracket	1	101	0433 0064B	Pan Head Self-tapping Screw - M3x6	
29	AW02 0013	Inlet Sensor	1	102	0434 0060B	Philips Tapping Screw - M4x6	
30	A354 5340	DC Harness - Pressure Release	1	103	0950 4006B	Screw - M4X6	
31	AA06 3232	Spring - Diagonal Driven	1	104	0434 0104B	Philips Tapping Screw - M4x10	
32	A354 3371	Fulcrum Bracket - Diagonal	2	105	0434 0060B	Philips Tapping Screw - M4x6	
33	AA06 3200	Rear Spring - Diagonal Driven	4	106	0720 0030E	Retaining Ring - M3	
34	A354 3644	Guide Plate Cover - Diagonal	1	107	0720 0040E	Retaining Ring - M4	
35	A354 3321	Diagonal Guide Plate Ass'y - Driven	1	108	0951 4006B	Philips Screw With Washer - M4x6	
36	AA14 3306	Stepped Screw - M6	2	109	1106 0193	Bushing - 7.9mm	

2. DIAGONAL TRANSPORT UNIT 2 (A591)

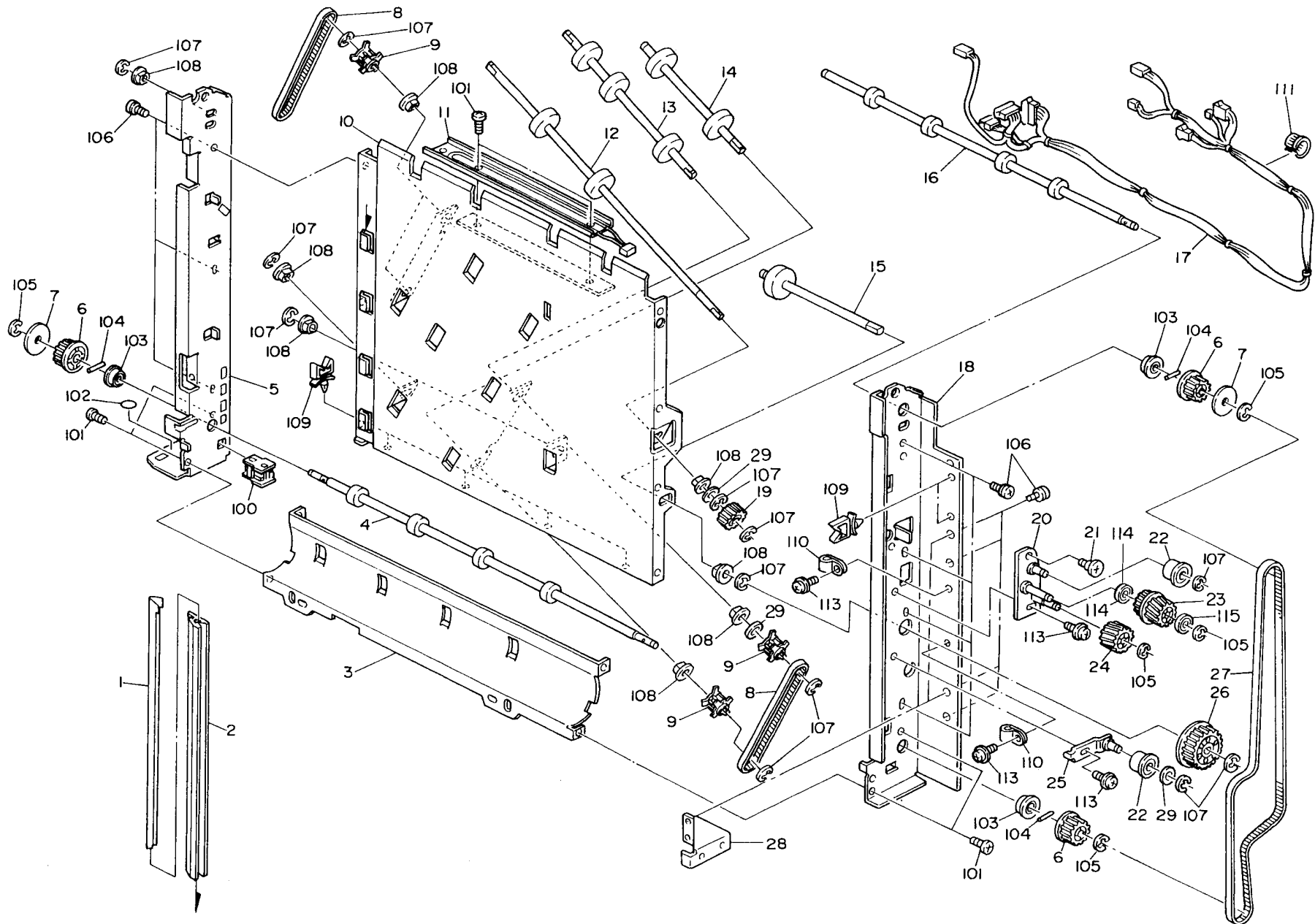


2.DIAGONAL TRANSPORT UNIT 2 (A591)

Index No.	Part No.	Description	Q'ty Per Assembly
1	5875 2088	Shoulder Screw - M4	2
2	A354 3276	Gear - 62Z	2
3	A354 3271	Entrance Shaft	1
4	A354 3141	Middle Stay - Diagonal	1
5	A354 3151	Small Stay - Diagonal	1
6	A354 3261	Idle Gear - 45z	1
7	AB01 7245	Coupled Gear - 18/78z	1
8	AW02 0041	Photointerruptor	1
9	5216 5245	Photointerruptor - LL-G-3P-S3t2-E	1
10	A354 3251	Motor Bracket	1
11	AX04 0053	DC Motor - 24V/2.2W	1
12	AB01 7246	Coupled Gear - 20/58z	1
13	A354 3671	Relay Harness Cover	1
14	A354 3416	Joint Release Lever	1
15	5216 2676	Spring - Engage Gear Bracket	1
16	5413 1882	Stepped Screw	2
17	A354 3141	Middle Stay - Diagonal	1
18	A354 5350	DC Relay Harness	1
19	A354 5220	AC Harness - Diagonal	1
20	A354 3836	Connector Bracket	1
21	A354 3831	Reinforcement Plate - Diagonal	2

Index No.	Part No.	Description	Q'ty Per Assembly
100	0701 0040W	Flat Washer - M4	
101	0805 3386	Bushing - 8mm	
102	0950 4006B	Screw - M4X6	
103	1105 0196	Harness Clamp	
104	0434 0060B	Philips Tapping Screw - M4x6	
105	0805 0088	Retaining Ring - M6	
106	0720 0040E	Retaining Ring - M4	
107	0800 0072	Philips Pan Head Screw - M2.6x4	
108	0314 0100B	Philips Pan Head Screw - M4x10	
109	1106 0241	Bushing - 6.7mm	

3. DIAGONAL TRANSPORT UNIT 3 (A591)

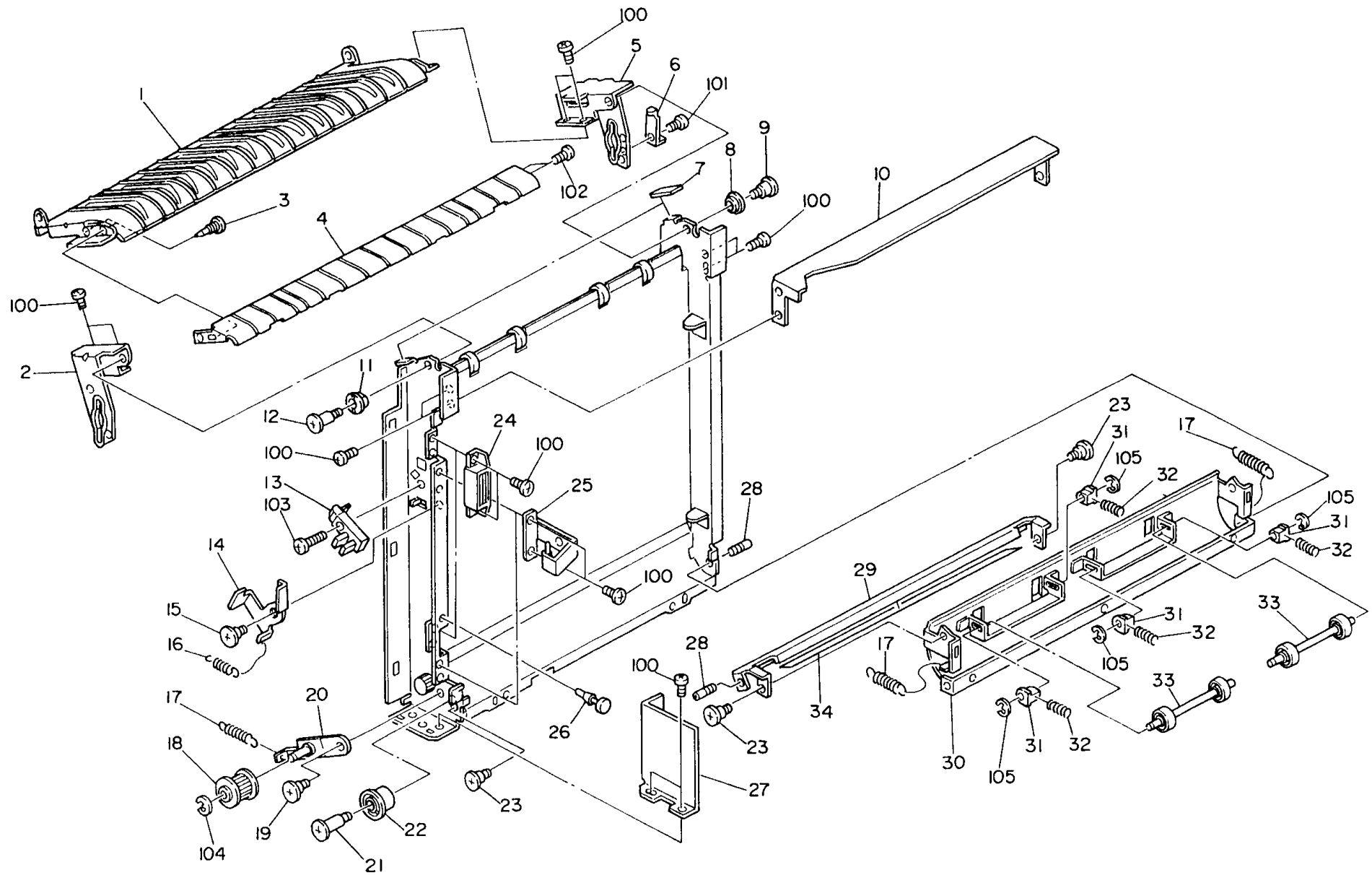


3.DIAGONAL TRANSPORT UNIT 3 (A591)

Index No.	Part No.	Description	Q'ty Per Assembly
1	A354 3337	Stopper Sael - Diagonal	1
2	A354 3331	Stopper - Diagonal	1
3	A354 3411	Exit Guide Plate - Diagonal	1
4	A354 2081	Left Transport Roller - Horizontal	1
5	A354 3111	Front Side Plate - Diagonal	1
6	AB03 0325	Pulley - 20Z	3
7	A354 3531	Flange - 2/22mm	2
8	AA04 3153	Timing Belt - B40S3M327	2
9	AB03 0330	Pulley - 16Z	4
10	A354 3311	Diagonal Guide Plate - Drive	1
11	AX40 0029	Heater - 24V/10W	1
12	A354 3462	Large Transport Roller - Diagonal	1
13	A354 3467	Middle Transport Roller - Diagonal	1
14	A354 3471	Small Transport Roller - Diagonal	1
15	A354 3476	Horizontal Transport Roller - Diago	1
16	A354 3451	Entrance Transport Roller	1
17	A354 5345	DC Harness - Diagonal	1
18	A591 3121	Rear Side Plate - Diagonal	1
19	AB01 1123	Gear - 24Z	1
20	A354 3511	Adjusting Gear Bracket - Diagonal	1
21	5413 1882	Stepped Screw	1
22	AB03 3070	Idler Roller	2
23	AB01 1122	Gear - 24Z	1
24	A354 3514	Idle Pulley/gear - 24/24z	1
25	A354 2091	Adjusting Pin Bracket - Horizontal	1
26	AB03 0328	Pulley - 30Z	1
27	AA04 3152	Timing Belt - B60S3M1014	1
28	A591 1450	Rear Cover Bracket	2
29	AA13 2020	Spacer - 8.5x20x0.5mm	3

Index No.	Part No.	Description	Q'ty Per Assembly
100	1102 4052	Optional Connector	
101	0434 0060B	Philips Tapping Screw - M4x6	
102	1005 0335	Earth Mark	
103	0805 3145	Ball Bearing - 6x12x4mm	
104	0632 0120E	Spring Pin - 2 X 12mm	
105	0720 0040E	Retaining Ring - M4	
106	0950 4006B	Screw - M4X6	
107	0720 0060E	Retaining Ring - M6	
108	0805 3386	Bushing - 8mm	
109	1105 0196	Harness Clamp	
110	1105 0016	Nylon Clip - 4n	
111	1106 0411	Bushing - 11.5mm	
113	0951 4006B	Philips Screw With Washer - M4x6	
114	0740 3006	Ball Bearing - 6x17x6	
115	0740 3906	Ball Bearing - 6x15x5	

4. DIAGONAL TRANSPORT UNIT 4 (A591)

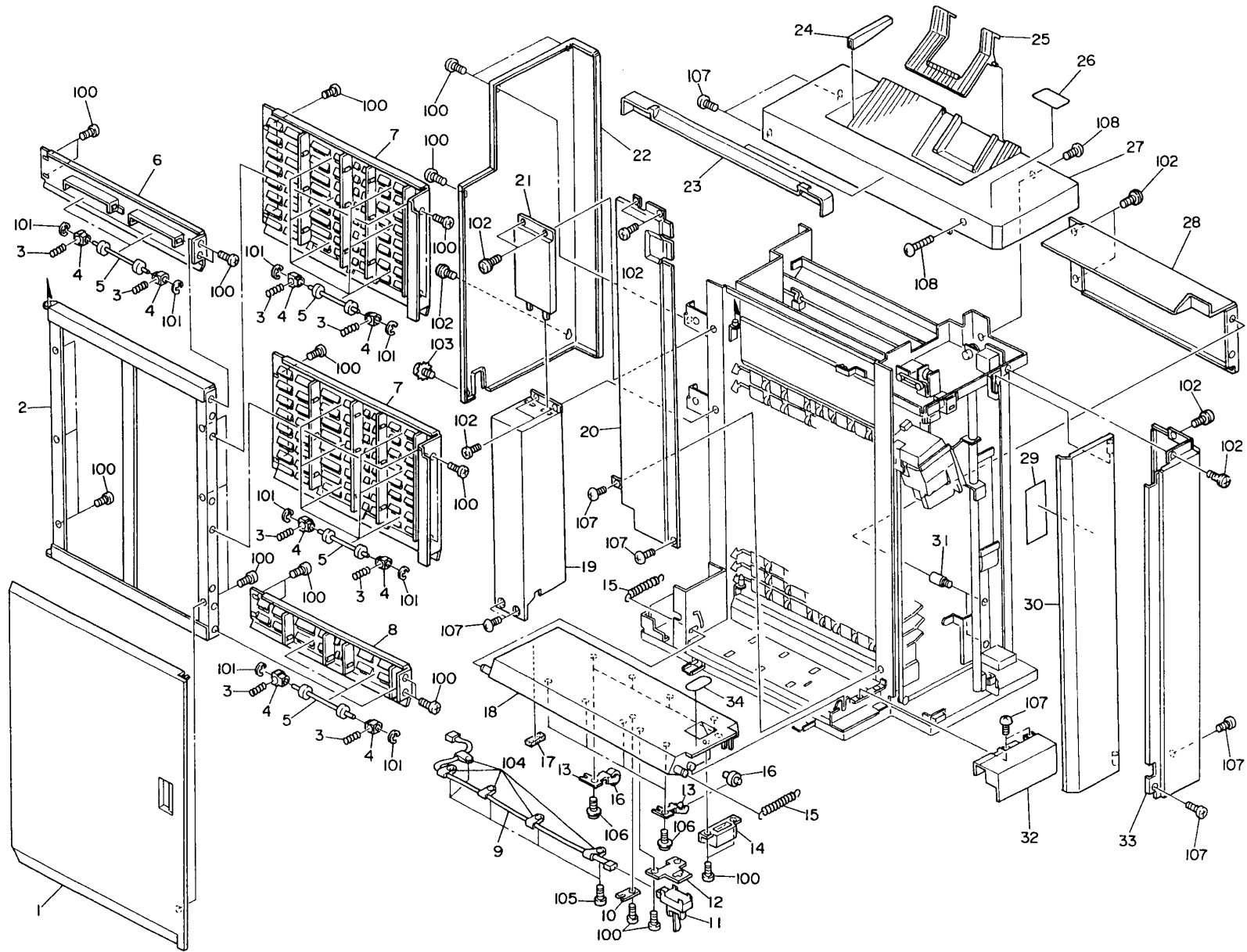


4.DIAGONAL TRANSPORT UNIT 4 (A591)

Index No.	Part No.	Description	Q'ty Per Assembly
1	A354 3211	Lower Entrance Guide Plate	1
2	A354 3231	Front Gate Bracket	1
3	5936 2585	Entrance Guide Pin	1
4	A354 3216	Turn Guide Plate - Entrance	1
5	A354 3241	Rear Gate Bracket	1
6	A354 3246	Guide Plate - Shielding Plate	1
7	AA16 1083	Entrance Cushion	2
8	AA08 0072	Bushing - 6x10x3	1
9	5408 2035	Stepped Screw - M4	1
10	A354 3131	Upper Stay - Diagonal	1
11	AA08 0108	Bushing - 6x10x6	1
12	5419 5714	Stepped Screw - M4	1
13	AW02 0043	Photointerruptor - EE-SX400G-P15	1
14	A354 3381	Shielding Plate - Door Switch	1
15	AA14 3062	Shoulder Screw - M4	1
16	5413 1812	Spring - Drum Return Arm	1
17	5216 2676	Spring - Engage Gear Bracket	3
18	AB03 0518	Idle Pulley - 20z	1
19	5413 1882	Stepped Screw	1
20	A591 3521	Joint Adjusting Pin - Diagonal	1
21	AA14 3462	Idler Stud - M4	1
22	AB03 3070	Idler Roller	1
23	5403 2075	Stepped Screw	3
24	AG07 0004	Magnetic Catch	2
25	A354 3697	Left Door Hinge	2
26	A354 3126	Rubber Damper	1
27	A354 3821	Harness Cover - Diagonal	1
28	5410 1291	Return Lever Pin	2
29	A354 3428	Middle Guide Plate - Diagonal	1
30	A354 3421	Exit Guide Plate - Driven Diagonal	1
31	AA08 0109	Bushing - 4mm	4
32	A458 2165	Spring - Driven Roller	4
33	A354 2191	Transport Roller - Driven	2
34	A354 2032	Entrance Guide Seal	1

Index No.	Part No.	Description	Q'ty Per Assembly
100	0434 0060B	Philips Tapping Screw - M4x6	
101	0313 0040B	Philips Pan Head Screw - M3x4	
102	0313 0060B	Philips Pan Head Screw - M3x6	
103	0314 0100B	Philips Pan Head Screw - M4x10	
104	0720 0040E	Retaining Ring - M4	
105	0720 0030E	Retaining Ring - M3	

5. DISTRIBUTION UNIT 1 (A591)

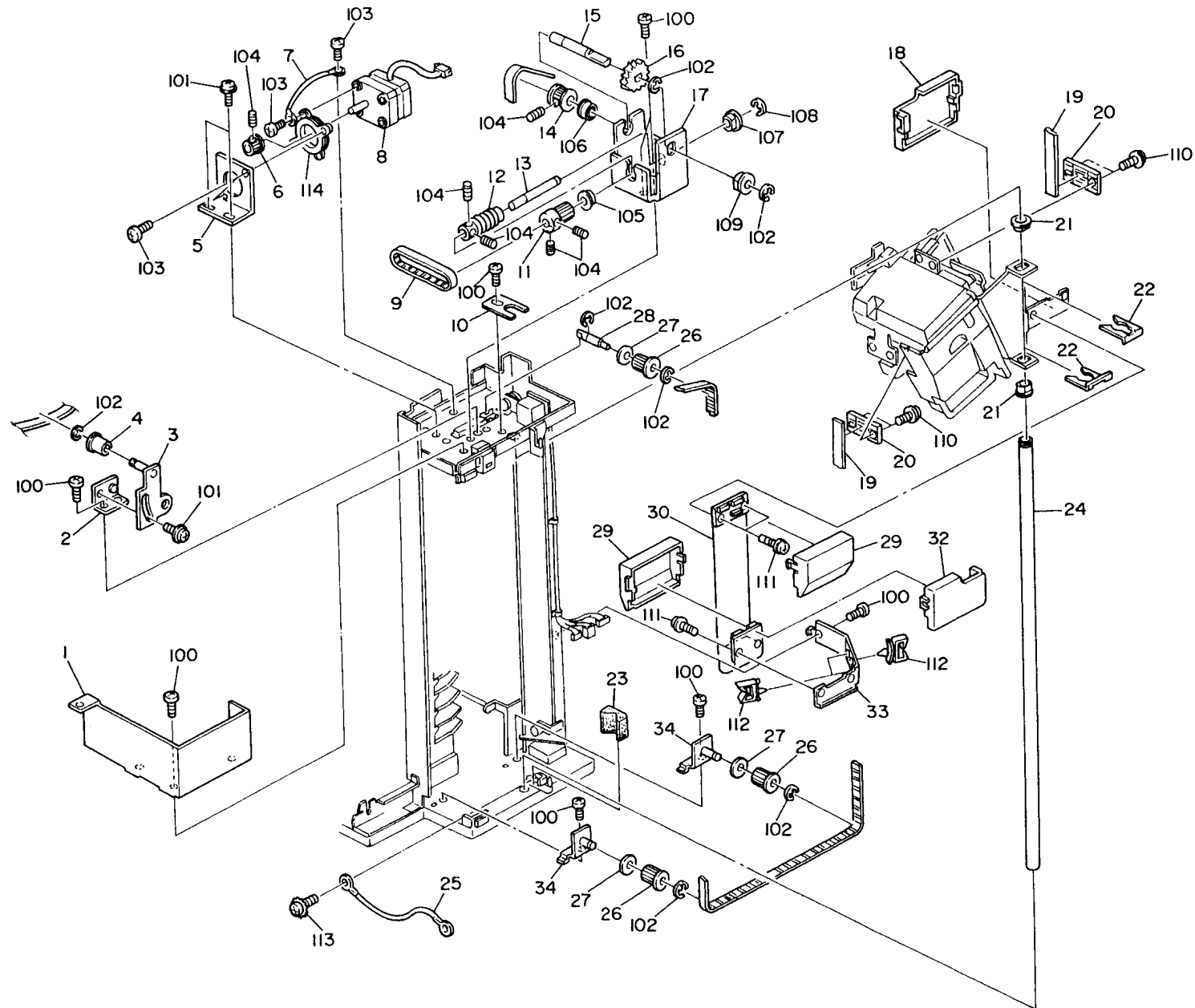


5.DISTRIBUTION UNIT 1 (A591)

Index No.	Part No.	Description	Q'ty Per Assembly
1	A354 1467	Vertical Transport Cover	1
2	A354 2141	Vertical Transport Frame	1
3	A458 2165	Spring - Driven Roller	32
4	AA08 0109	Bushing - 4mm	32
5	A354 2191	Transport Roller - Driven	16
6	A354 2131	Lower Exit Guide Plate - Driven	1
7	A354 2111	Large Guide Plate - Driven	2
8	A354 2121	Small Guide Plate - Driven	1
9	A354 5315	Relay DC Harness - Registration	1
10	A354 2027	Horizontal Harness Cover	1
11	AW02 0013	Inlet Sensor	1
12	A354 2026	Sensor Bracket - Horizontal	1
13	A300 1652	Spring Plate Roller	8
14	AG07 0004	Magnetic Catch	1
15	AA06 0382	Spring - Horizontal Driven	2
16	A300 1653	Roller	8
17	A591 2022	Guide Plate Magnet	1
18	A354 2034	Driven Guide Plate - Horizontal	1
19	A354 1484	Rear Horizontal Cover	1
20	A354 1574	Front Left Cover	1
21	A354 1449	Auxiliary Rear Cover	1
22	A354 1448	Rear Cover	1
23	A354 1584	Auxiliary Cover - Original Table	1
24	A354 1692	Guide A2 (EU Only)	1
25	A354 1594	Tray Extension	1
26	A591 1637	Stapler Decal - Original Position	1
27	A354 1414	Upper Cover	1
28	A354 1464	Right Lower Cover	1
29	A591 1641	Staple Supply Decal	1
30	A354 1434	Stapler Door	1
31	5410 1291	Return Lever Pin	2
32	A354 1474	Front Horizontal Cover	1
33	A354 1436	Front Right Cover	1
34	A354 1612	Decal - R2	1

Index No.	Part No.	Description	Q'ty Per Assembly
100	0434 0060B	Philips Tapping Screw - M4x6	
101	0720 0030E	Retaining Ring - M3	
102	0950 4006B	Screw - M4X6	
103	0801 1185	Philips Truss Head Screw - M4x8	
104	1105 0008	Nylon Clip - 2n	
105	0434 0084B	Pan Head Self-tapping Screw - M4x8	
106	0951 4006B	Philips Screw With Washer - M4x6	
107	0344 0060F	Philips Truss Head Screw - M4x6	
108	0344 0120F	Philips Truss Head Screw - M4x12	

6. DISTRIBUTION UNIT 2 (A591)

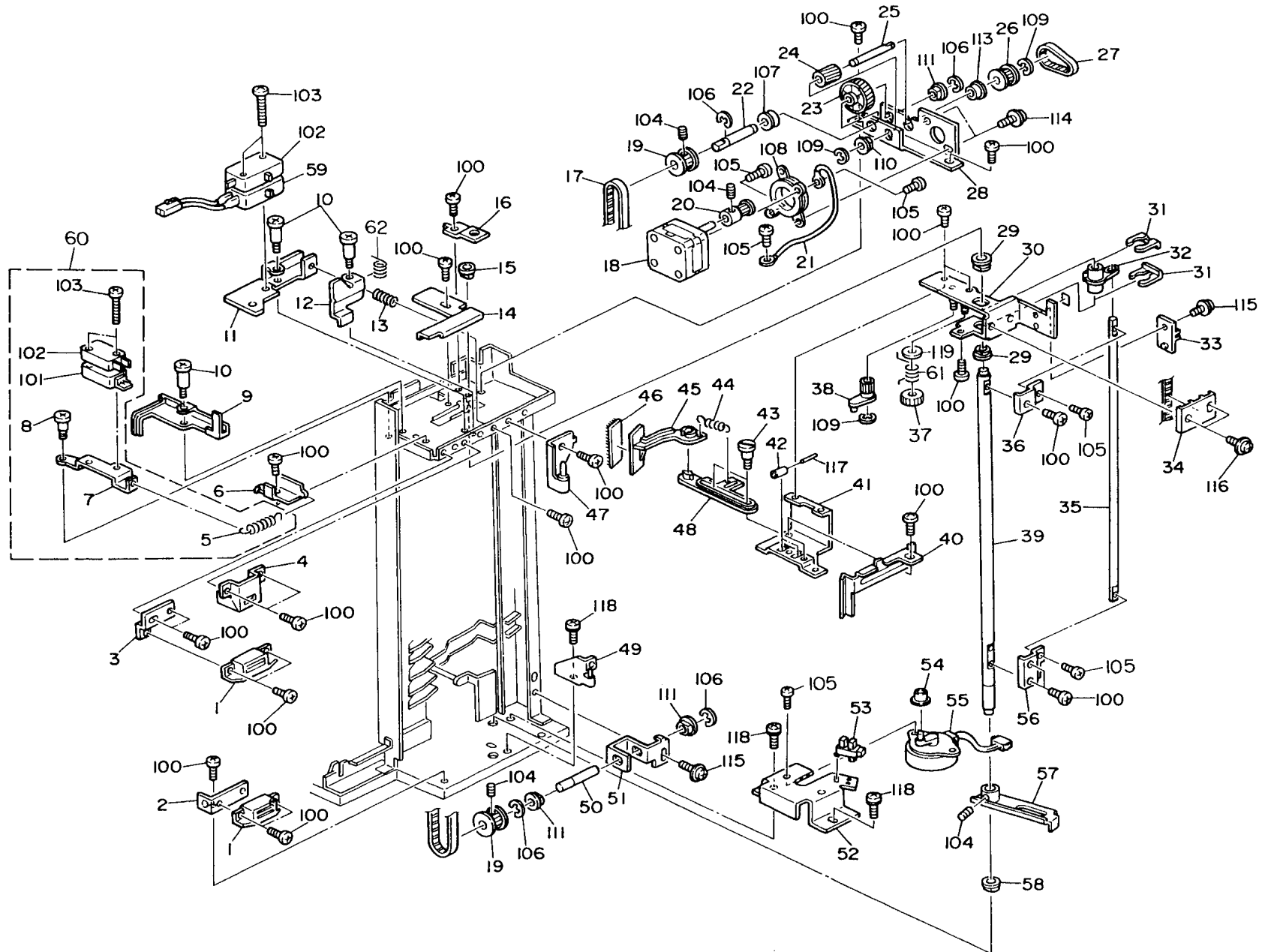


6.DISTRIBUTION UNIT 2 (A591)

Index No.	Part No.	Description	Q'ty Per Assembly
1	A354 2247	Harness Cover - Interlock Switch	1
2	A354 4545	Stapler Adjusting Bracket	1
3	A354 4541	Stapler Adjusting Bracket	1
4	5887 2291	Idle Roller	1
5	A354 4715	Stapler Motor Bracket	1
6	AB03 0334	Pulley - 20Z	1
7	A354 5230	Grounding Harness	1
8	AX05 0050	Stepper Motor - DC4V 3.8W	1
9	AA04 3235	Timing Belt - B60S3M201	1
10	A498 4370	Fixing Plate	1
11	AB03 0335	Pulley - 18Z	1
12	A469 4103	Worm Gear - 2z	1
13	A354 4765	Stapler Worm Gear Shaft	1
14	AB03 0209	Pulley - 20Z	2
15	A354 4755	Stapler Gear Shaft	1
16	A469 4104	Gear - 25Z	1
17	A354 4738	Bracket - Stapler Drive Unit	1
18	A354 1498	Rear Face Cover - Flat Cable	1
19	AA04 3161	Timing Belt - B100S3M	1
20	A498 4530	Timing Belt Clamp	2
21	A498 4520	Bushing - 18x26x10	2
22	A498 4525	Bushing Stopper	2
23	A354 1526	Rubber Absorber	1
24	A354 4590	Stapler Shaft - Up/Down	1
25	A366 5680	Grounding Wire	1
26	AB03 0336	Idle Pulley - 20z	3
27	AA13 2147	Flange - 10x20mm	3
28	A354 4780	Upper Stapler Shaft - Driven	1
29	A354 1497	Front Face Cover - Flat Cable	2
30	A354 5400	Stapler Flat Cable	1
32	A354 1498	Rear Face Cover - Flat Cable	1
33	A354 4121	Flat Cable Bracket	1
34	A354 4795	Stapler Bracket - Driven	2

Index No.	Part No.	Description	Q'ty Per Assembly
100	0434 0060B	Philips Tapping Screw - M4x6	
101	0951 4006B	Philips Screw With Washer - M4x6	
102	0720 0060E	Retaining Ring - M6	
103	0313 0060B	Philips Pan Head Screw - M3x6	
104	0574 0040E	Hexagon Headless Set Screw - M4x4	
105	0805 3145	Ball Bearing - 6x12x4mm	
106	0805 3291	Ball Bearing - 8x16x5mm	
107	0805 3385	Bushing - 6mm	
108	0720 0040E	Retaining Ring - M4	
109	0805 3386	Bushing - 8mm	
110	0951 4008B	Philips Screw With Washer - M4x8	
111	0950 4006B	Screw - M4X6	
112	1105 0196	Harness Clamp	
113	0801 1185	Philips Truss Head Screw - M4x8	
114	1005 0933	Cushion - Stepper Motor	

7. DISTRIBUTION UNIT 3 (A591)



7.DISTRIBUTION UNIT 3 (A591)



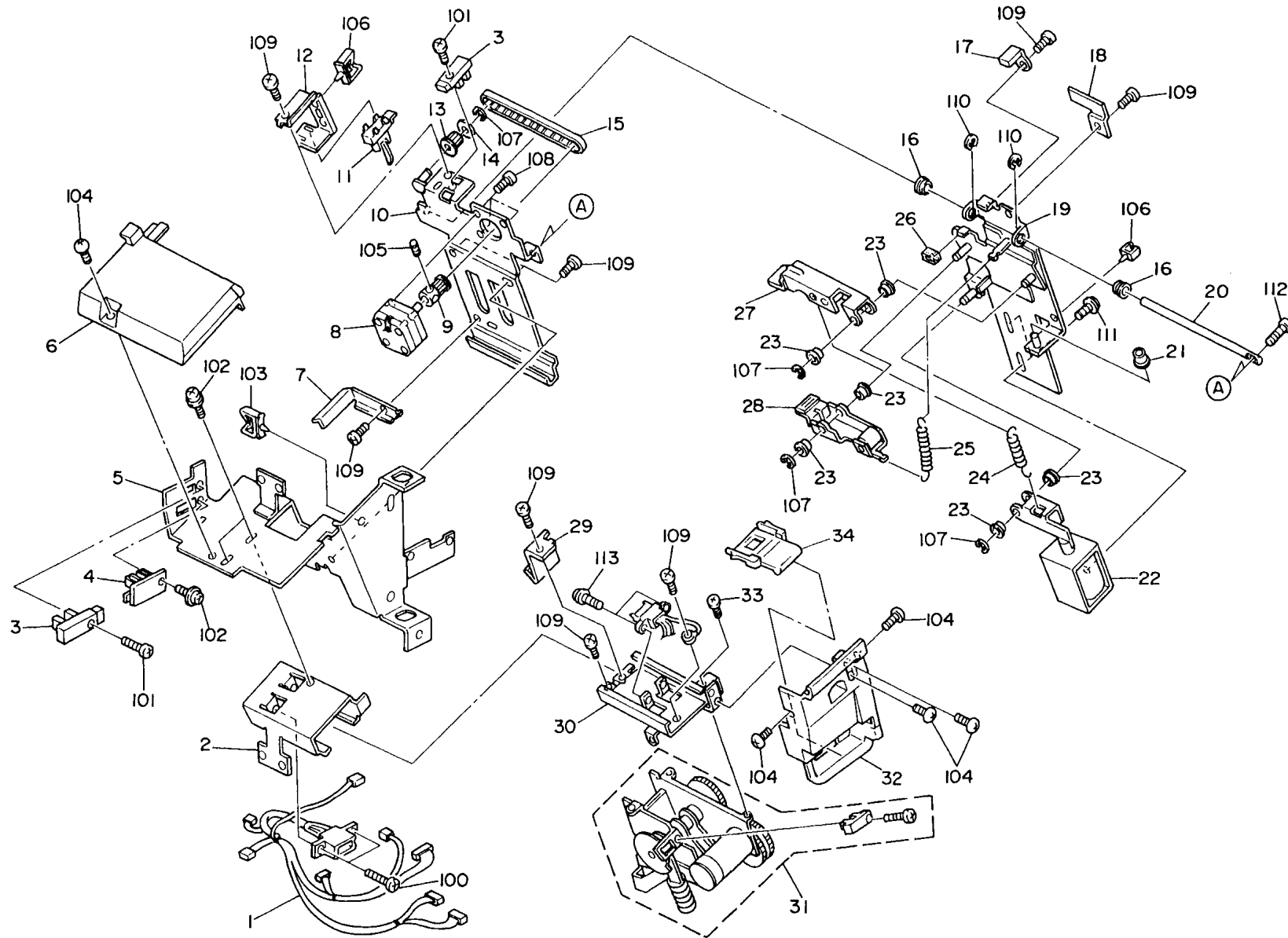
Index No.	Part No.	Description	Q'ty Per Assembly
1	AG07 0004	Magnetic Catch	2
2	A354 1536	Bracket - Lower Stapler Magnet	1
3	A354 1531	Bracket - Upper Stapler Magnet	1
4	A354 4133	Interlock Switch Cover - Stapler	1
5	AA06 0479	Spring - Interlock Switch	1
6	A354 2243	Spring Bracket - Interlock	1
7	A354 2248	Interlock Bracket	1
8	5413 1882	Stepped Screw	1
9	A354 2245	Interlock Lever	1
10	AA14 3462	Idler Stud - M4	3
11	A354 4131	Interlock Switch Bracket - Stapler	1
12	A354 4132	Interlock Switch Feeler - Stapler	1
13	5215 3889	Spring - Collection Bottle	1
14	A354 4113	Upper Frame Cover	1
15	AA08 0111	Bushing - 8x12x7	1
16	A354 4365	Upper Stopper - Jogger Bushing	1
17	AA04 3156	Timing Belt - B60S3M1788	1
18	AX05 0050	Stepper Motor - DC4V 3.8W	1
19	AB03 0209	Pulley - 20Z	2
20	AB03 0216	Pulley - 15Z	1
21	A354 5230	Grounding Harness	1
22	A354 4213	Jogger Drive Shaft - 8mm	1
23	AB01 0076	Gear - 70Z	1
24	AB01 0077	Gear - 20Z	1
25	A354 4212	Jogger Drive Shaft - 6mm	1
26	AB03 0331	Pulley - 30Z	1
27	AA04 3160	Timing Belt - B40S2M126	1
28	A354 4211	Jogger Motor Bracket - Up/Down	1
29	AA08 0110	Bushing - 10x14x7	2
30	A354 4315	Jogger Bracket	1
31	A354 4326	Jogger Bearing Stopper	2
32	A354 4343	Jogger Gear - 16z	1
33	A354 4313	Jogger Guide	1
34	A498 4530	Timing Belt Clamp	1
35	A354 4371	Jogger Shaft - 6mm	1

Index No.	Part No.	Description	Q'ty Per Assembly
36	A354 4375	Upper Joint Bracket	1
37	AB01 0074	Gear - 40Z	1
38	A354 4344	Jogger Gear - 48z	1
39	A354 4361	Jogger Guide Shaft - 10mm	1
40	A354 4314	Jogger Stopper Bracket	1
41	A354 4319	Jogger Fence Bracket	1
42	A354 4337	Slider Roller	2
43	AA14 3129	Shoulder Screw - Front Cover	2
44	AA06 0455	Jogger Fence Spring	1
45	A354 4333	Vibrating Plate - Jogger	1
46	A354 4332	Jogger Pad	1
47	A354 1511	Upper Stapler Hinge	1
48	A354 4334	Jogger Fence	1
49	A354 1521	Lower Stapler Hinge	1
50	A354 4232	Jogger Pulley Shaft - Up/Down	1
51	A354 4231	Jogger Pulley Bracket - Up/Down	1
52	A354 4241	Jogger Motor Bracket	1
53	AW02 0021	Photointerruptor - 175487-3	1
54	AA08 0074	Bushing - 4x6x6	1
55	AX04 0052	Stepper Motor - DC24V 5.7W	1
56	A354 4376	Lower Joint Bracket	1
57	A354 4261	Jogger Drive Link	1
58	AA08 0111	Bushing - 8x12x7	1
59	A498 5250	Front Door Switch - DC	1
60	A354 2240	Interlock Switch	1
61	A354 4346	Spring - Jogger	1
62	AA06 0501	Interlock Switch Spring	1

Index No.	Part No.	Description	Q'ty Per Assembly
100	0434 0060B	Philips Tapping Screw - M4x6	
101	1204 2278	Micro Switch - DD2L-F7AA	
102	1204 2136	Micro Switch	
103	0313 0300B	Philips Pan Head Screw - M3x30	
104	0574 0040E	Hexagon Headless Set Screw - M4x4	
105	0313 0060B	Philips Pan Head Screw - M3x6	
106	0720 0060E	Retaining Ring - M6	
107	0805 3291	Ball Bearing - 8x16x5mm	
108	1005 0933	Cushion - Stepper Motor	
109	0720 0040E	Retaining Ring - M4	
110	0805 3385	Bushing - 6mm	
111	0805 3386	Bushing - 8mm	
113	0805 3145	Ball Bearing - 6x12x4mm	
114	0951 3006B	Philips Screw With Flat Washer-M3x6	
115	0951 4006B	Philips Screw With Washer - M4x6	
116	0951 4008B	Philips Screw With Washer - M4x8	
117	0632 0120E	Spring Pin - 2 X 12mm	
118	0950 4006B	Screw - M4X6	
119	0701 0080B	Flat Washer - M8	

Index No.	Part No.	Description	Q'ty Per Assembly

8. DISTRIBUTION UNIT 4 (A591)

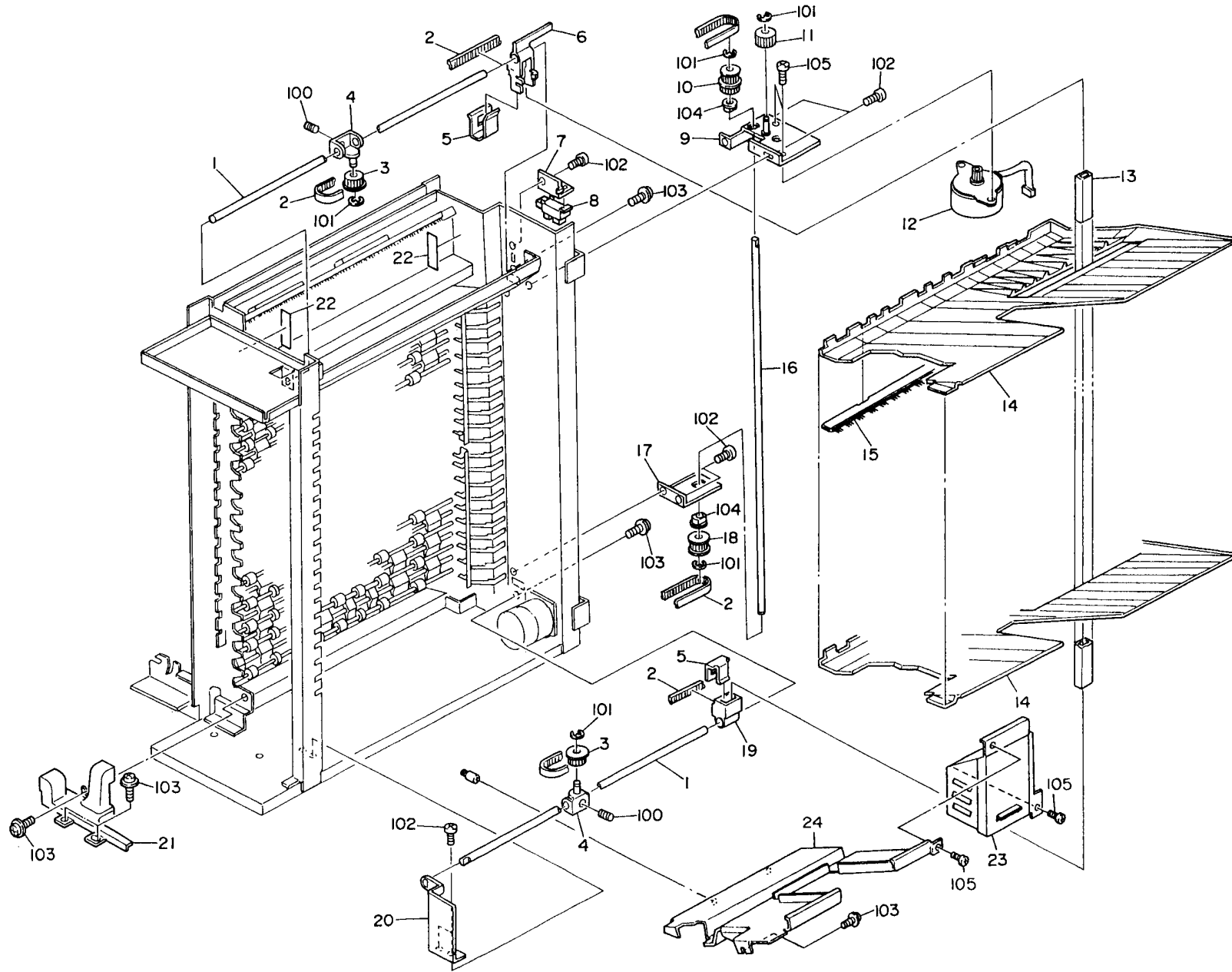


8.DISTRIBUTION UNIT 4 (A591)

Index No.	Part No.	Description	Q'ty Per Assembly
1	A354 5310	Stapler DC Harness	1
2	A354 4566	Stapler Bracket - Remove/install	1
3	AW02 0041	Photointerruptor	2
4	A354 4570	Stapler Guide - Auxiliary	1
5	A354 4555	Stapler Bracket - Up/Down	1
6	A354 1496	Stapler Harness Cover	1
7	A354 4634	Stapler Bracket - Paper Guide	1
8	AX05 0050	Stepper Motor - DC4V 3.8W	1
9	AB03 0216	Pulley - 15Z	1
10	A354 4805	Bracket	1
11	AW02 0013	Inlet Sensor	1
12	A354 4940	Sensor Bracket - Paper Detection	1
13	AB03 0218	Pulley - 15Z	1
14	A498 4665	Pulley Flange	1
15	AA04 3158	Timing Belt - B40S2M230	1
16	AA08 2034	Bushing - 6x10x6.5	2
17	A354 4835	Timing Belt Bracket	1
18	A354 4870	Home Sensor Bracket	1
19	A354 4860	Bracket	1
20	A354 4830	Slide Shaft	1
21	AA08 0074	Bushing - 4x6x6	1
22	A354 4910	Grip Solenoid - Ass'y	1
23	AA08 0072	Bushing - 6x10x3	6
24	AA06 0451	Solenoid Spring - Chuck	1
25	AA06 0388	Solenoid Spring	1
26	A498 4625	Arm Cushion	1
27	A354 4875	Upper Arm Bracket	1
28	A354 4888	Lower Arm Bracket	1
29	A354 4632	Stapler Bracket - Lower Paper Guide	1
30	A354 4620	Stapler Bracket Ass'y	1
31	AJ01 1009	Stapler - EH-5RR5	1
32	A354 1491	Stapler Cover	1
33	5875 2088	Shoulder Screw - M4	1
34	A354 1492	Stapler Cartridge Guide	1

Index No.	Part No.	Description	Q'ty Per Assembly
100	0313 0100B	Philips Pan Head Screw - M3x10	
101	0314 0100B	Philips Pan Head Screw - M4x10	
102	0951 4006B	Philips Screw With Washer - M4x6	
103	1105 0291	Wire Saddle	
104	0344 0060F	Philips Truss Head Screw - M4x6	
105	0574 0040E	Hexagon Headless Set Screw - M4x4	
106	1105 0196	Harness Clamp	
107	0720 0040E	Retaining Ring - M4	
108	0313 0060B	Philips Pan Head Screw - M3x6	
109	0434 0060B	Philips Tapping Screw - M4x6	
110	0720 0080E	Retaining Ring - M8	
111	0951 3005B	Philips Screw With Flat Washer M3x5	
112	0313 0080B	Philips Pan Head Screw - M3x8	
113	0951 3010B	Philips Screw With Flat Washer-M3x1	

9. DISTRIBUTION UNIT 5 (A591)

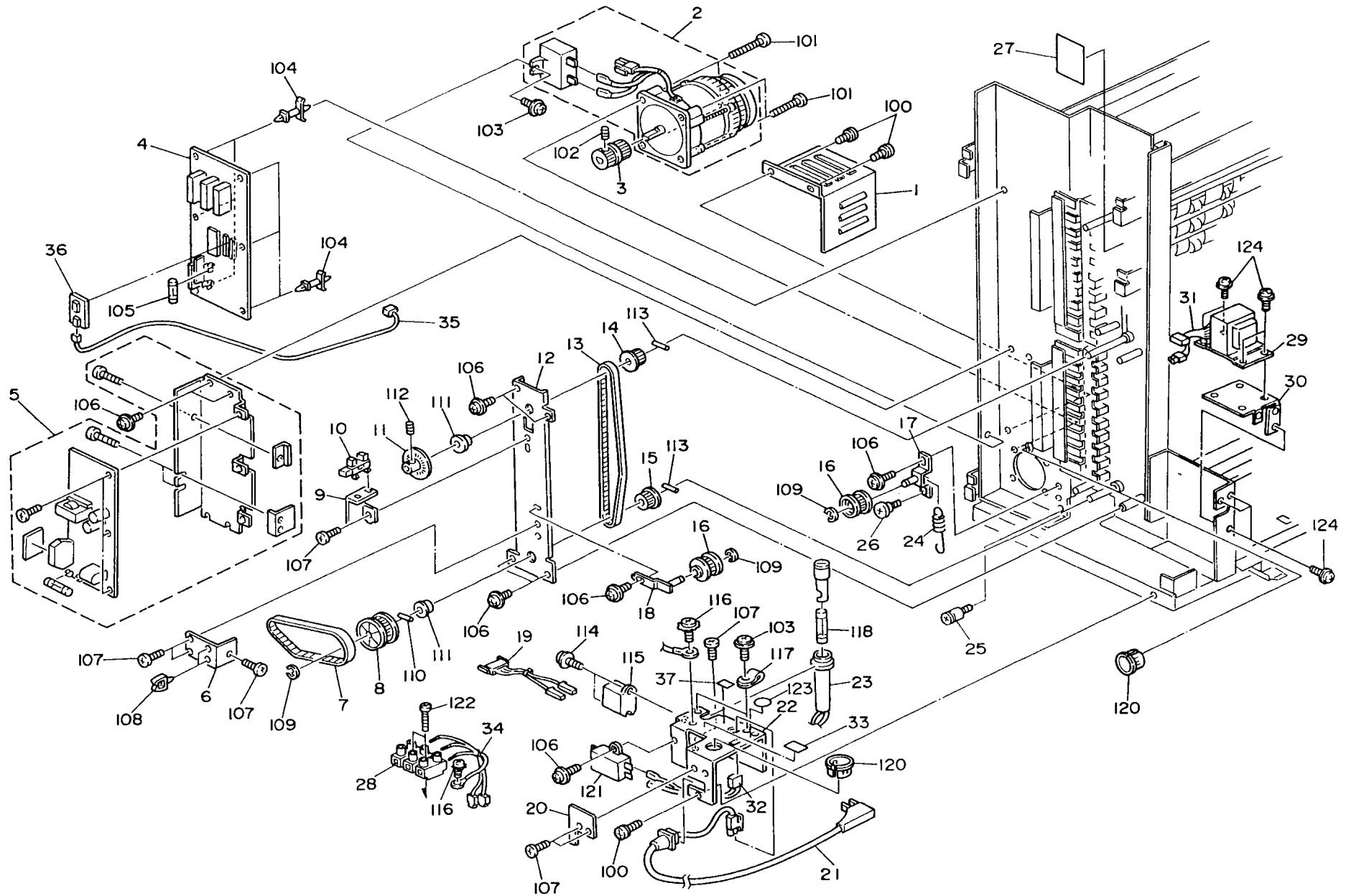


9.DISTRIBUTION UNIT 5 (A591)

Index No.	Part No.	Description	Q'ty Per Assembly
1	A354 4451	Shaft Side Fence Guide	2
2	AA04 3159	Timing Belt - B40S2M710	2
3	AB03 0333	Pulley - 30Z	2
4	A354 4441	Bracket - Side Fence Pulley	2
5	A354 4475	Timing Belt Stopper - Side Fence	2
6	A354 4461	Upper Holder - Side Fence Shaft	1
7	A354 4481	Sensor Bracket - Side Fence	1
8	AW02 0021	Photointerruptor - 175487-3	1
9	A354 4411	Bracket - Motor Side Fence	1
10	AB01 7247	Pulley - 40Z	1
11	AB01 0074	Gear - 40Z	1
12	AX04 0051	Stepper Motor - DC24V 5.7W	1
13	A354 4476	Side Fence Shaft	1
14	A591 1111	Bin	20
15	AA12 0050	Antistatic Brush - Bin	20
16	A354 4425	Shaft - Side Fence Drive	1
17	A354 4421	Bracket Lower Side Fence	1
18	AB03 0333	Pulley - 30Z	1
19	A354 4471	Lower Holder - Side Fence Shaft	1
20	A354 4455	Guide Shaft Bracket	1
21	A354 1493	Front Harness Cover	1
22	A354 1023	Upper Cover Seal	2
23	A354 6811	AC Motor Cover - Relay	1
24	A354 6821	Lower Bin Cover - Relay	1

Index No.	Part No.	Description	Q'ty Per Assembly
100	0574 0060E	Hexagon Headless Set Screw - M4x6	
101	0720 0040E	Retaining Ring - M4	
102	0434 0060B	Philips Tapping Screw - M4x6	
103	0951 4006B	Philips Screw With Washer - M4x6	
104	0805 3385	Bushing - 6mm	
105	0313 0060B	Philips Pan Head Screw - M3x6	

10. DISTRIBUTION UNIT 6 (A591)

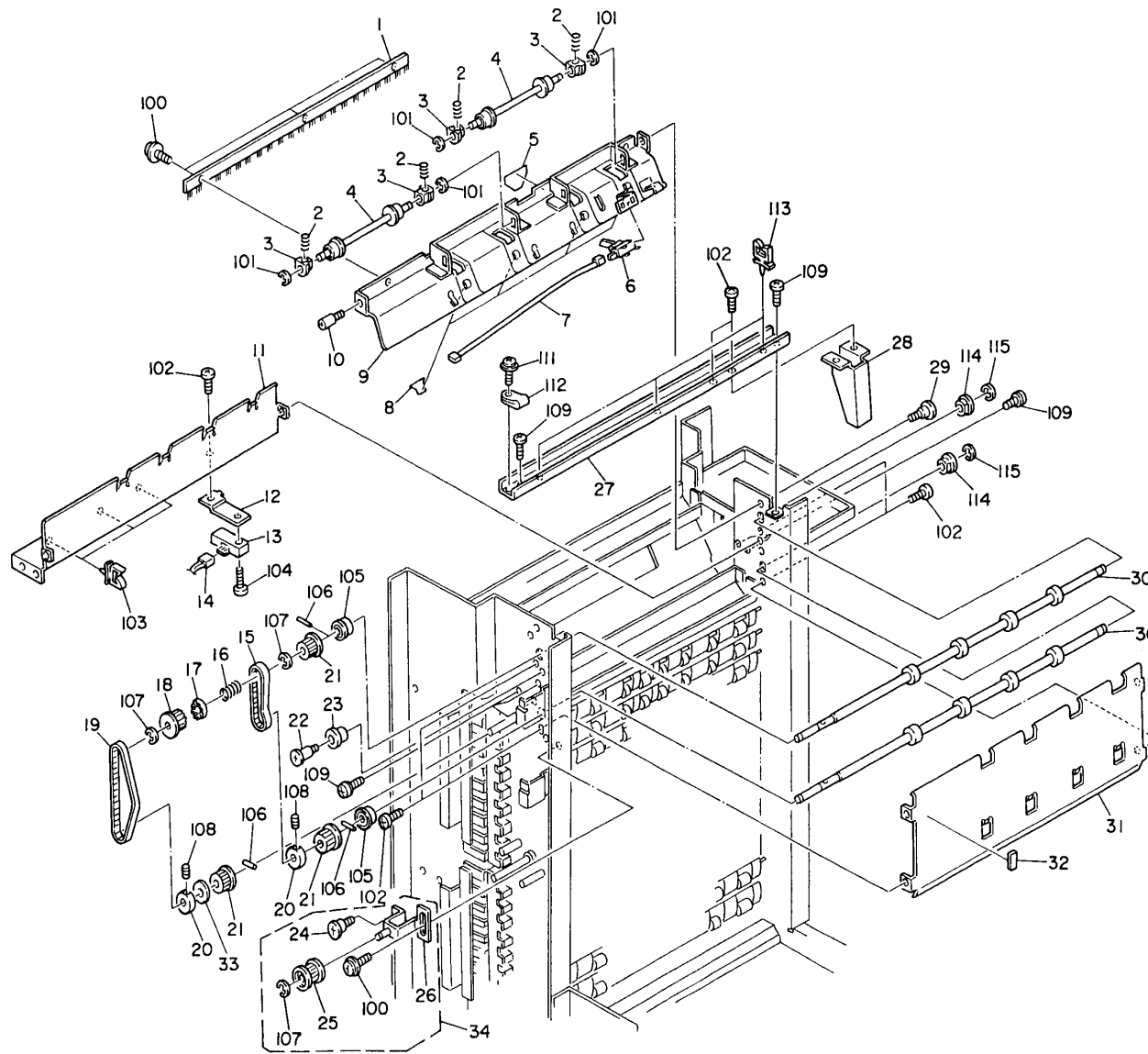


10.DISTRIBUTION UNIT 6 (A591)

Index No.	Part No.	Description	Q'ty Per Assembly
1	A354 1541	AC Motor Cover	1
2	AX02 0053	Motor - AC100V/41W	1
3	AB03 3034	Coupled Pulley - 20/24z	1
4	A354 5100	Main Control Board	1
5	AZ22 0016	Power Supply Unit	1
6	A354 1243	Auxiliary Harness Bracket	1
7	AA04 3147	Timing Belt - B60S3M522	1
8	AB03 0323	Pulley - 60Z	1
9	A354 1246	Sensor Encoder Bracket	1
10	AW02 0021	Photointerruptor - 175487-3	1
11	5420 1087	Perforation Disk	1
12	A354 1241	Rear Side Plate - Auxiliary	1
13	AA04 3149	Timing Belt - B60S3M804	1
14	AB03 0326	Pulley - 32Z	1
15	AB03 0327	Pulley - 32Z	1
16	AB03 0518	Idle Pulley - 20z	2
17	A591 1211	Bracket - Motor Adjusting Pin	1
18	A354 1231	Bracket - Vertical Adjusting Pin	1
19	A354 5211	Relay AC Harness - LT	1
19	A354 5212	Relay AC Harness - A4	1
20	A354 1062	Bracket Cover - Power Supply Cord	1
21	A354 5261	Power Supply Cord - 115V (USA)	1
21	2801 0041	Power Supply Cord - 220/240V (EU)	1
22	A354 1061	Bracket - Power Supply Cord	1
23	A354 5240	Fuse Harness - 2nd 115V (USA)	1
23	A354 5244	Fuse Harness - 2nd 230V (EU)	1
23	A354 5241	Fuse Harness - 1st	1
24	A591 1243	Adjusting Spring - 29.1mm	1
25	A469 3345	Guide Roller Stud	1
27	A354 1880	Service Decal	1
28	1101 0359	Terminal - 3p	1
29	AZ13 0017	Transformer - 115/220/230/240V	1
30	A354 1066	Bracket - Transformer	1
31	A354 5255	Transformer Harness	1
32	A354 5225	Noise Filter Harness	1

Index No.	Part No.	Description	Q'ty Per Assembly
33	5447 4980	Decal - Terminal - 220V	1
33	AA00 0072	Fuse Decal	1
34	A354 5250	Terminal Harness	1
35	AW03 0021	Optical Fiber	1
36	A354 5150	Interface Board	1
37	A469 5831	Decal - T4A/250V	1
37	A310 5730	Decal - 2A/250V	1
38	5413 1882	Stepped Screw	1
100	0950 4006B	Screw - M4X6	
101	0315 0400B	Philips Pan Head Screw - M5x40	
102	0574 0060E	Hexagon Headless Set Screw - M4x6	
103	0951 4008B	Philips Screw With Washer - M4x8	
104	1105 0116	Nylon Stud	
105	1107 0752	Fuse - 5A 250V	
106	0951 4006B	Philips Screw With Washer - M4x6	
107	0434 0060B	Philips Tapping Screw - M4x6	
108	1105 0229	Clamp	
109	0720 0040E	Retaining Ring - M4	
110	0632 0160G	Parallel Pin - M2x16	
111	0805 3145	Ball Bearing - 6x12x4mm	
112	0575 0060E	Hexagon Headless Set Screw - M5x6	
113	0632 0120E	Spring Pin - 2 X 12mm	
114	0951 3006B	Philips Screw With Flat Washer-M3x6	
115	1208 1339	Relay - G7L-2A-T	
116	0801 1185	Philips Truss Head Screw - M4x8	
117	1105 0008	Nylon Clip - 2n	
118	1107 0751	Fuse - 4A 250V	
120	1106 0458	Bushing - 9.9mm	
121	1602 7067	Noise Filter	
121	C300 5325	Noise Filter - ZHG2203-11S	
122	0313 0160W	Philips Pan Head Screw - M3x16	
123	1005 0335	Earth Mark	
124	0950 4006B	Screw - M4X6	

11. DISTRIBUTION UNIT 7 (A591)

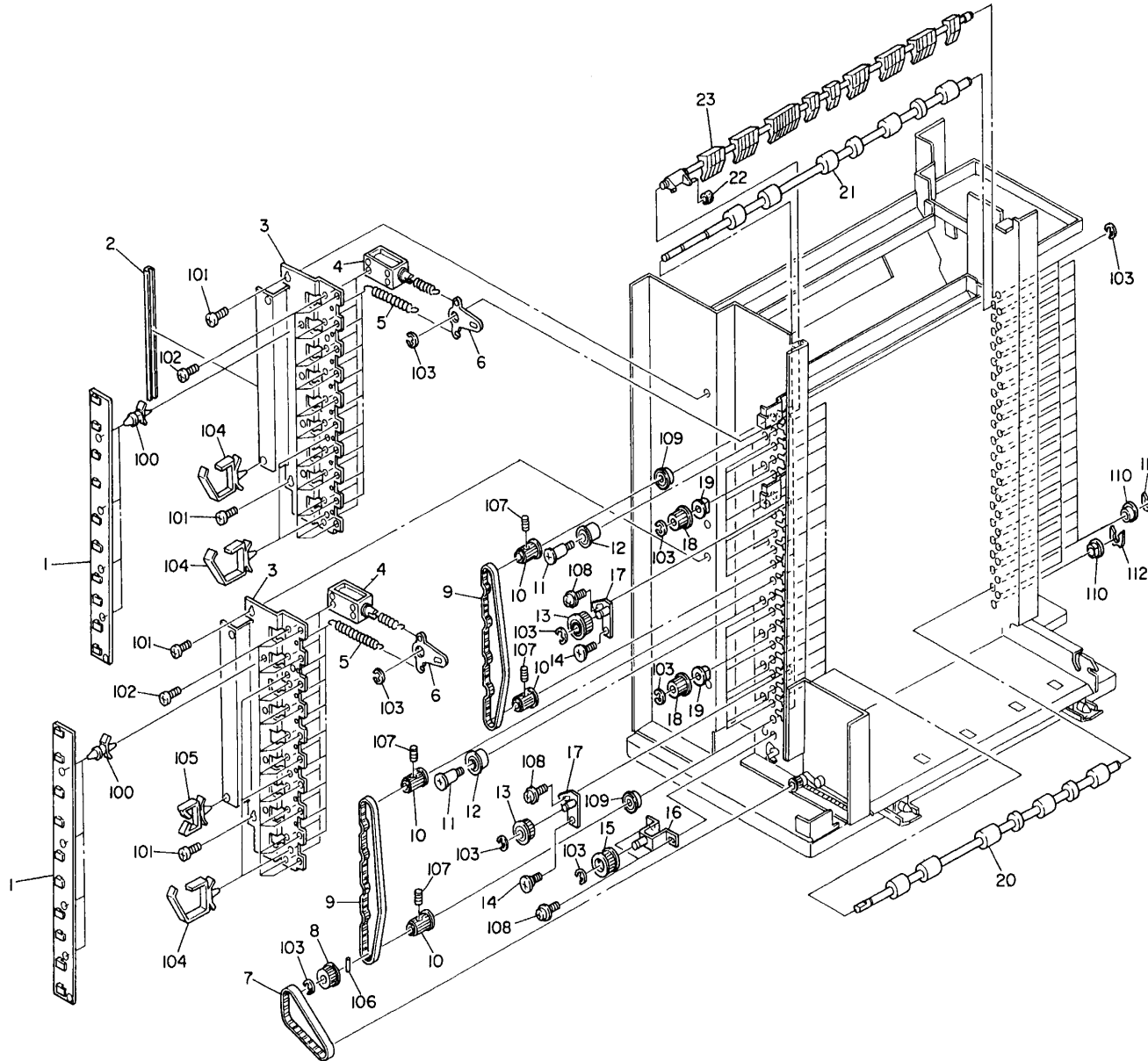


11.DISTRIBUTION UNIT 7 (A591)

Index No.	Part No.	Description	Q'ty Per Assembly
1	AA12 0072	Antistatic Brush - Exit	1
2	AA06 3209	Spring - 140gf	4
3	AA08 0109	Bushing - 4mm	4
4	A354 2196	Exit Roller	2
5	A354 2253	Exit Seal	1
6	AW02 0013	Inlet Sensor	1
7	A354 5320	Relay DC Harness - Proof	1
8	A354 2169	Exit Guide Seal	4
9	A354 2161	Upper Exit Guide Plate - Driven	1
10	5410 1291	Return Lever Pin	1
11	A354 1031	Upper Stay	1
12	A354 1033	Bracket - Upper Bin Sensor	1
13	AW02 0025	Lower Bin/jam Sensor	1
14	A354 5325	Relay DC Harness - Radiation	1
15	AA04 3150	Timing Belt - B60S3M252	1
16	AA06 3211	Exit Spring - Torque Limiter	1
17	A354 1266	Torque Limiter Collar	1
18	A354 1261	Pulley - 20Z	1
19	AA04 3151	Timing Belt - B60S3M408	1
20	5418 1709	Bushing - Lens Shaft	2
21	AB03 0325	Pulley - 20Z	3
22	6769 4168	Stud - Tension Pulley	1
23	5887 2291	Idle Roller	1
24	5413 1882	Stepped Screw	1
25	AB03 0518	Idle Pulley - 20z	1
26	A354 1181	Bracket - Exit Adjusting Pin	1
27	A354 1051	AC Harness Bracket	1
28	A354 1052	Upper Stay Cover	1
29	5403 2075	Stepped Screw	1
30	A354 2086	Right Transport Roller - Horizontal	2
31	A354 2151	Exit Guide Plate - Driven	1
32	A591 2022	Guide Plate Magnet	1
33	AA13 2020	Spacer - 8.5x20x0.5mm	1
34	A591 1180	Bracket - Exit Adjusting Pin	1

Index No.	Part No.	Description	Q'ty Per Assembly
100	0951 4006B	Philips Screw With Washer - M4x6	
101	0720 0030E	Retaining Ring - M3	
102	0434 0060B	Philips Tapping Screw - M4x6	
103	1105 0196	Harness Clamp	
104	0313 0140B	Philips Pan Head Screw - M3x14	
105	0805 3145	Ball Bearing - 6x12x4mm	
106	0632 0120E	Spring Pin - 2 X 12mm	
107	0720 0040E	Retaining Ring - M4	
108	0575 0060E	Hexagon Headless Set Screw - M5x6	
109	0950 4006B	Screw - M4X6	
111	0951 4008B	Philips Screw With Washer - M4x8	
112	1105 0008	Nylon Clip - 2n	
113	1105 0229	Clamp	
114	0805 3386	Bushing - 8mm	
115	0805 0088	Retaining Ring - M6	

12. DISTRIBUTION UNIT 8 (A591)

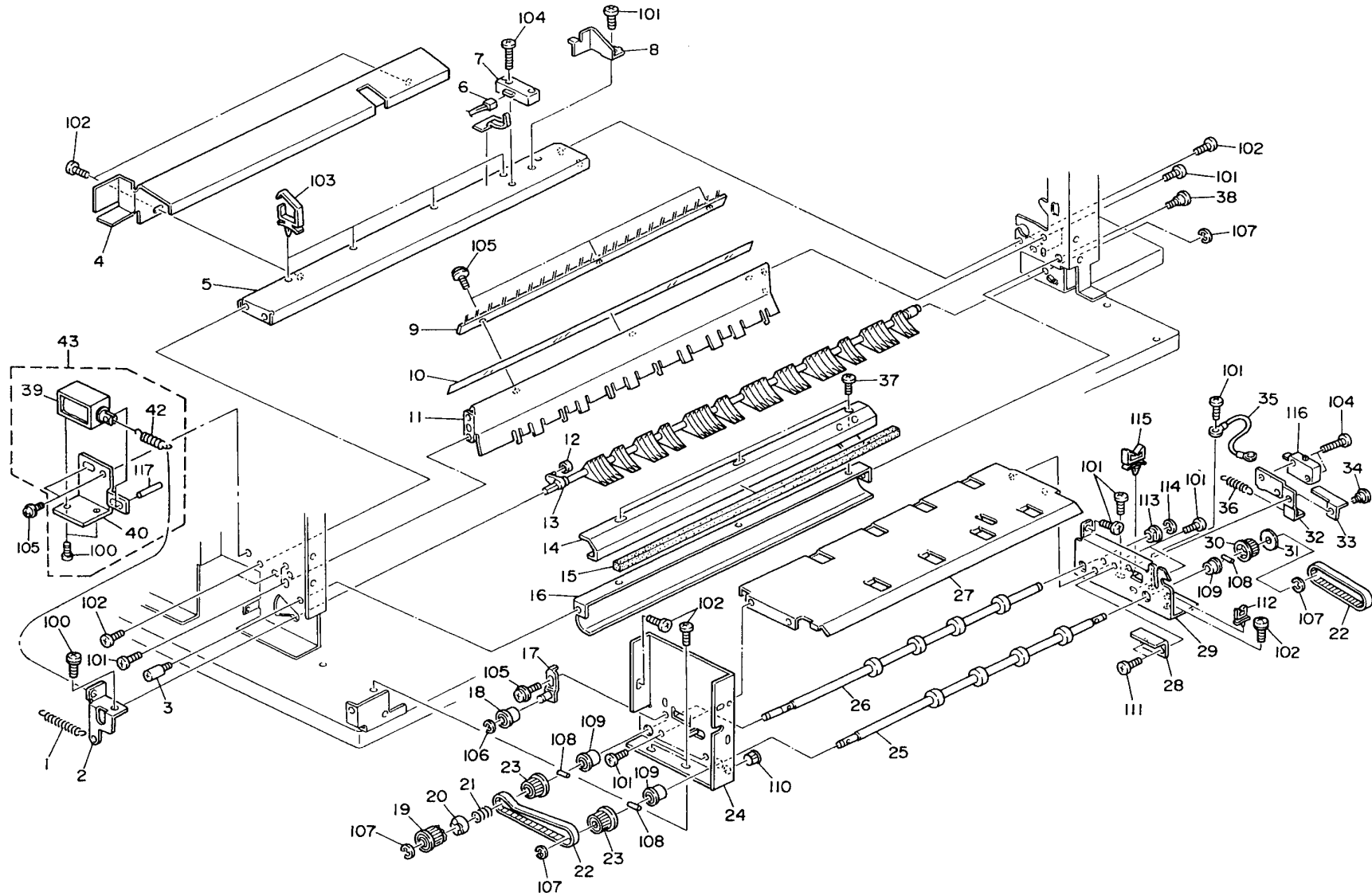


12.DISTRIBUTION UNIT 8 (A591)

Index No.	Part No.	Description	Q'ty Per Assembly
1	A469 5130	Bin Solenoid Board	2
2	A354 2213	Solenoid Bracket	1
3	A354 2212	Solenoid Bracket	2
4	A498 5400	Bin Solenoid	20
5	5887 4166	Return Spring - Turn Pawl	20
6	A354 2172	Bin Gate Lever	20
7	AA04 3148	Timing Belt - B60S3M312	1
8	AB03 0325	Pulley - 20Z	1
9	A458 3431	Timing Belt - 699P3M6	2
10	A458 3132	Pulley - 17Z	4
11	AA14 3462	Idler Stud - M4	8
12	AB03 3070	Idler Roller	8
13	AB03 0207	Pulley - 20Z	2
14	5403 2075	Stepped Screw	2
15	AB03 0518	Idle Pulley - 20z	1
16	A354 1221	Bracket - Horizontal Adjusting Pin	1
17	A354 2201	Bracket - Transport Adjusting Pin	2
18	AB03 0030	Pulley - 17Z	16
19	AA08 0108	Bushing - 6x10x6	16
20	A354 2186	Short Transport Roller - Drive	17
21	A354 2181	Long Transport Roller - Drive	3
22	A458 2251	Cushion - Bin Solenoid Lever	20
23	A354 2171	Bin Gate	20

Index No.	Part No.	Description	Q'ty Per Assembly
100	1105 0193	Nylon Stud	
101	0434 0060B	Philips Tapping Screw - M4x6	
102	0313 0040B	Philips Pan Head Screw - M3x4	
103	0720 0040E	Retaining Ring - M4	
104	1105 0291	Wire Saddle	
105	1105 0196	Harness Clamp	
106	0632 0120E	Spring Pin - 2 X 12mm	
107	0574 0040E	Hexagon Headless Set Screw - M4x4	
108	0951 4006B	Philips Screw With Washer - M4x6	
109	0805 3145	Ball Bearing - 6x12x4mm	
110	0805 3386	Bushing - 8mm	
111	0805 0088	Retaining Ring - M6	
112	0720 0060B	Retaining Ring - M6	

13. DISTRIBUTION UNIT 9 (A591)

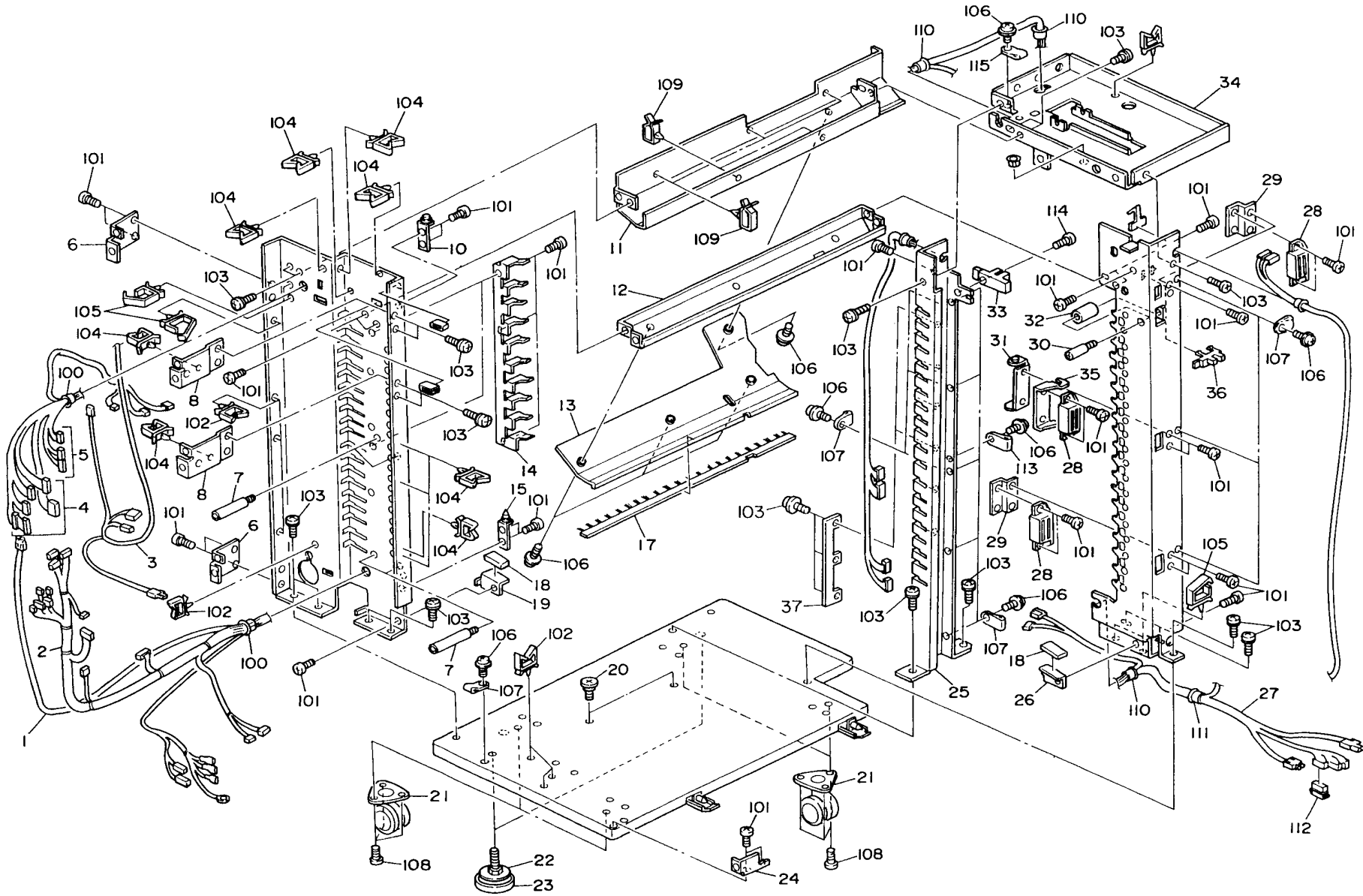


13.DISTRIBUTION UNIT 9 (A591)

Index No.	Part No.	Description	Q'ty Per Assembly
1	5887 4166	Return Spring - Turn Pawl	1
2	A354 2053	Relay Gate Lever	1
3	5410 1291	Return Lever Pin	1
4	A354 1547	Lower Cover - DC Harness	1
5	A354 1036	Lower Stay	1
6	A354 5330	Relay DC Harness - Sensor	1
7	AW02 0026	Upper Bin/jam Sensor	1
8	A354 1037	Sensor Protect Bracket	1
9	AA12 0072	Antistatic Brush - Exit	1
10	A354 2032	Entrance Guide Seal	1
11	A354 2031	Entrance Guide Plate	1
12	A458 2251	Cushion - Bin Solenoid Lever	1
13	A354 2051	Relay Gate	1
14	A354 1561	Right Horizontal Cover	1
15	A354 1568	Horizontal Cover Spacer	1
16	A354 2041	Turn Guide Plate	1
17	A354 2091	Adjusting Pin Bracket - Horizontal	1
18	AB03 3070	Idler Roller	1
19	A354 1261	Pulley - 20Z	1
20	A354 1266	Torque Limiter Collar	1
21	AA06 3210	Torque Limiter Spring	1
22	AA04 3148	Timing Belt - B60S3M312	1
23	AB03 0325	Pulley - 20Z	1
24	A354 1046	Rear Side Plate - Horizontal	1
25	A354 2081	Left Transport Roller - Horizontal	1
26	A354 2086	Right Transport Roller - Horizontal	1
27	A354 2011	Guide Plate - Horizontal Drive	1
28	A354 2029	Magnet Bracket - Front Horizontal	1
29	A354 1041	Front Side Plate - Horizontal	1
30	AB03 0329	Pulley - 19Z	1
31	A354 3531	Flange - 2/22mm	1
32	A354 2073	Interlock Switch Bracket	1
33	A354 2072	Interlock Lever - Horizontal	1
34	5419 5714	Stepped Screw - M4	1
35	A366 5680	Grounding Wire	1

Index No.	Part No.	Description	Q'ty Per Assembly
36	AA06 0385	Pressure Release Spring	1
37	5875 2088	Shoulder Screw - M4	2
38	5403 2075	Stepped Screw	1
39	AX11 0020	DC Solenoid - 24V/6W	1
40	A354 6852	Solenoid Bracket	1
42	AA06 0216	Guide Plate Spring	1
43	A354 6850	Relay Solenoid Ass'y	1
100	0313 0060B	Philips Pan Head Screw - M3x6	
101	0434 0060B	Philips Tapping Screw - M4x6	
102	0950 4006B	Screw - M4X6	
103	1105 0291	Wire Saddle	
104	0313 0140B	Philips Pan Head Screw - M3x14	
105	0951 4006B	Philips Screw With Washer - M4x6	
106	0720 0060E	Retaining Ring - M6	
107	0720 0040E	Retaining Ring - M4	
108	0632 0120E	Spring Pin - 2 X 12mm	
109	0805 3145	Ball Bearing - 6x12x4mm	
110	1106 0193	Bushing - 7.9mm	
111	0314 0040B	Philips Pan Head Screw - M4x4	
112	1105 0196	Harness Clamp	
113	0805 3386	Bushing - 8mm	
114	0805 0088	Retaining Ring - M6	
115	1105 0196	Harness Clamp	
116	1204 2278	Micro Switch - DD2L-F7AA	

14. DISTRIBUTION UNIT 10 (A591)

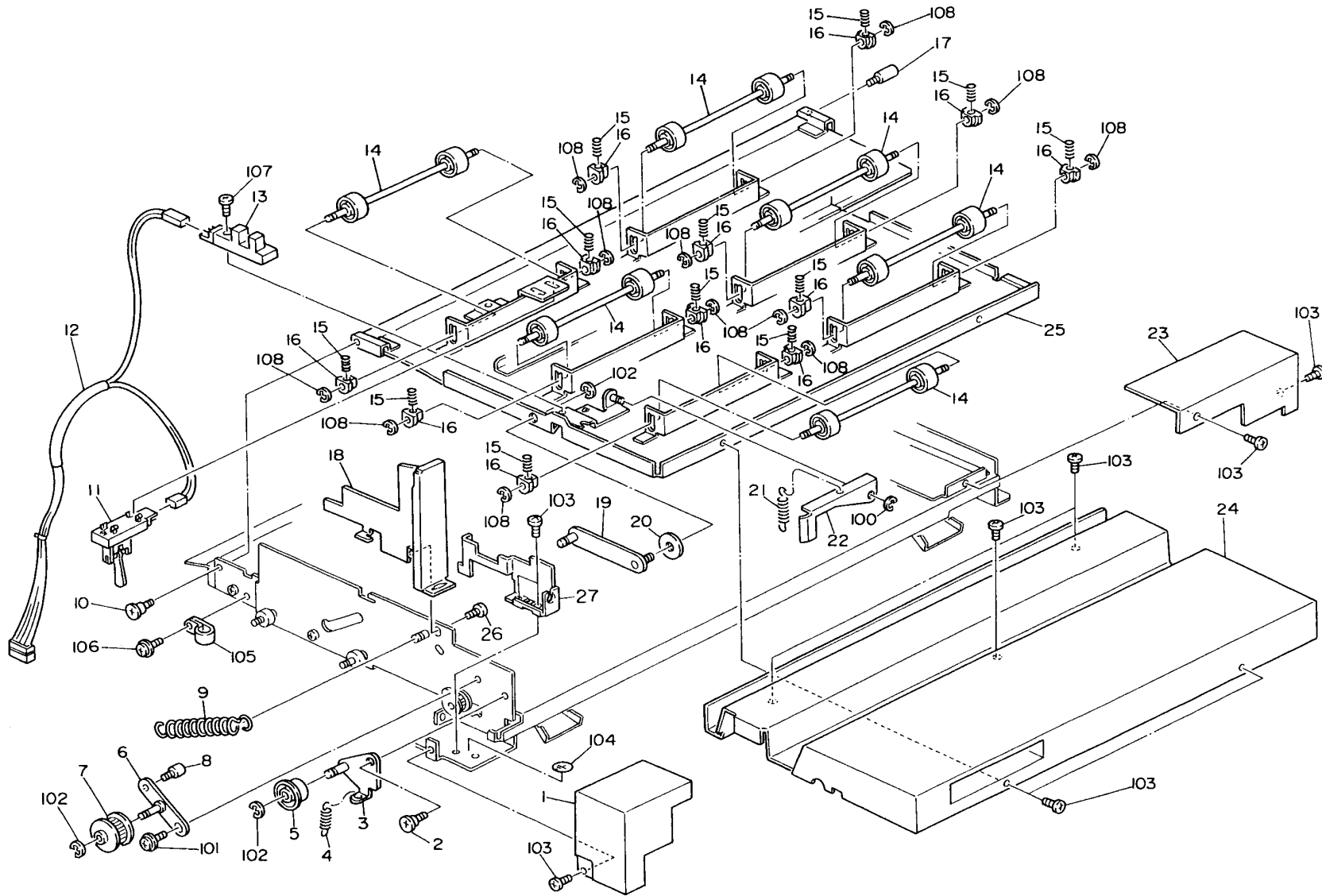


14.DISTRIBUTION UNIT 10 (A591)

Index No.	Part No.	Description	Q'ty Per Assembly
1	AW03 0021	Optical Fiber	1
2	A354 5305	Lower DC Harness	1
3	A354 5200	AC Motor Harness	1
4	A354 5300	Upper DC Harness	1
5	A354 5335	DC Motor Harness	1
6	A354 1501	Rear Right Cover Bracket	2
7	A354 1242	Side Plate Shaft - Auxiliary	4
8	A354 1502	Rear Middle Cover Bracket	2
10	A354 2231	Upper Contact Point	1
11	A354 1057	Upper Harness Bracket	1
12	A354 1081	Exit Cover Bracket	1
13	A591 1091	Exit Cover	1
14	A354 1191	Bin Drounding Plate	2
15	A354 2236	Lower Contact Point	1
17	AA12 0050	Antistatic Brush - Bin	1
18	A591 2022	Guide Plate Magnet	2
19	A354 2066	Horizontal Magnet Bracket - Rear	1
20	5413 1882	Stepped Screw	2
21	AH01 2006	Caster - 50m	4
22	5424 1064	Screw Stand	2
23	AH01 3002	Leveling Shoe	2
24	A354 1503	Rear Left Cover Bracket	1
25	A354 4115	Front Frame	1
26	A354 2061	Horizontal Magnet Bracket - Front	1
27	A354 5205	AC Relay Harness	1
28	AG07 0004	Magnetic Catch	3
29	A354 2221	Magnet Bracket	2
30	5446 4486	Support Guide Stud	1
31	A354 2227	Fixed Magnet Bracket	1
32	AA13 0059	Chuck Roller	1
33	AW02 0022	Photointerruptor	1
34	A354 4111	Upper Frame Bracket	1
35	A354 2226	Magnet Bracket	1
36	AW02 0021	Photointerruptor - 175487-3	1
37	A354 1171	Bin Holding Plate	2

Index No.	Part No.	Description	Q'ty Per Assembly
100	1106 0200	Bushing - 19.44mm	
101	0434 0060B	Philips Tapping Screw - M4x6	
102	1105 0196	Harness Clamp	
103	0950 4006B	Screw - M4X6	
104	1105 0229	Clamp	
105	1105 0291	Wire Saddle	
106	0951 4008B	Philips Screw With Washer - M4x8	
107	1105 0008	Nylon Clip - 2n	
108	0315 0080B	Philips Pan Head Screw - M5x8	
109	1105 0310	Wire Clamp	
110	1106 0411	Bushing - 11.5mm	
111	1106 0458	Bushing - 9.9mm	
112	1102 5191	Connector Housing	
113	1105 0016	Nylon Clip - 4n	
114	0314 0100B	Philips Pan Head Screw - M4x10	
115	1105 0009	Nylon Clip - 5n	

15. RELAY UNIT 1 (A591)



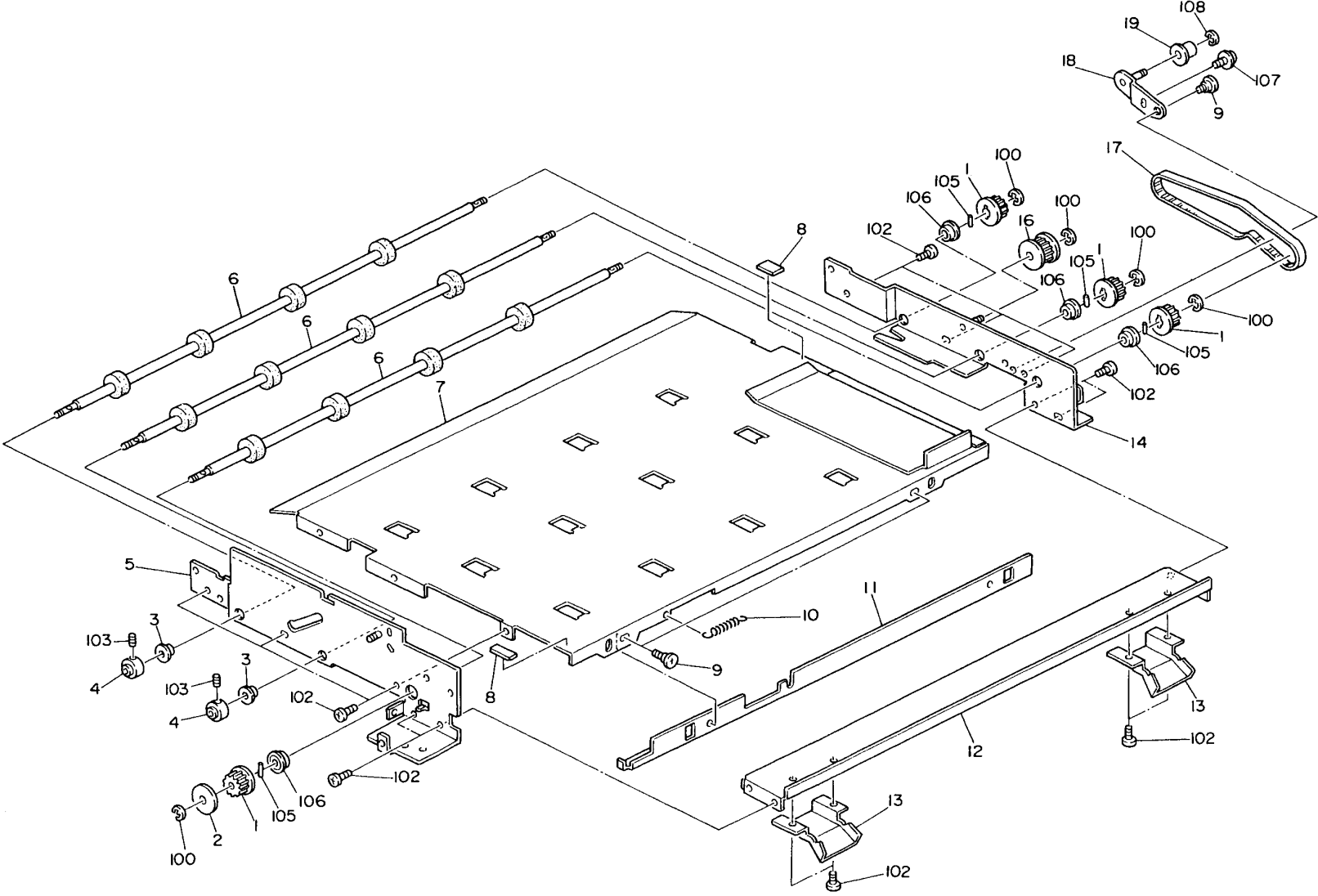
15.RELAY UNIT 1 (A591)

Index No.	Part No.	Description	Q'ty Per Assembly
1	A354 6721	Front Lower Cover - Relay	1
2	5413 1882	Stepped Screw	1
3	A354 6591	Front Adjusting Bracket - Relay	1
4	AA06 0453	Relay Adjusting Spring	1
5	AB03 3070	Idler Roller	1
6	A354 6596	Auxiliary Adjusting Bracket - Relay	1
7	AB03 0518	Idle Pulley - 20z	1
8	5209 3902	Pin - Pick Off Pawl	1
9	AA06 0452	Guide Plate Spring - Hold	1
10	5403 2075	Stepped Screw	1
11	AW02 0013	Inlet Sensor	1
12	A354 5360	Joint DC Harness	1
13	AW02 0041	Photointerruptor	1
14	A354 2191	Transport Roller - Driven	6
15	A458 2165	Spring - Driven Roller	12
16	AA08 0109	Bushing - 4mm	12
17	5410 1291	Return Lever Pin	1
18	A354 6741	Front Upper Cover - Relay	1
19	A354 6641	Guide Plate Lever - Relay	1
20	AA13 2020	Spacer - 8.5x20x0.5mm	1
21	5413 1812	Spring - Drum Return Arm	1
22	A354 6631	Switch Arm Bracket - Relay	1
23	A354 6731	Rear Lower Cover - Relay	1
24	A354 6711	Relay Cover	1
25	A354 6611	Driven Guide Plate - Relay	1
26	5875 2088	Shoulder Screw - M4	1
27	A354 6752	Harness Cover Bracket	1



Index No.	Part No.	Description	Q'ty Per Assembly
100	0720 0040E	Retaining Ring - M4	
101	0951 4006B	Philips Screw With Washer - M4x6	
102	0720 0060E	Retaining Ring - M6	
103	0344 0060W	Philips Truss Head Screw - M4x6	
104	1005 0335	Earth Mark	
105	1105 0005	Nylon Clip - 3n	
106	0951 4008B	Philips Screw With Washer - M4x8	
107	0314 0100B	Philips Pan Head Screw - M4x10	
108	0720 0030E	Retaining Ring - M3	

16. RELAY UNIT 2 (A591)



16.RELAY UNIT 2 (A591)

Index No.	Part No.	Description	Q'ty Per Assembly
1	AB03 0329	Pulley - 19Z	4
2	A354 3531	Flange - 2/22mm	1
3	AA08 0108	Bushing - 6x10x6	2
4	5418 1709	Bushing - Lens Shaft	2
5	A354 6551	Front Side Plate - Relay	1
6	A354 2081	Left Transport Roller - Horizontal	3
7	A354 6571	Drive Guide Plate - Relay	1
8	A591 2022	Guide Plate Magnet	2
9	5413 1882	Stepped Screw	3
10	5216 2676	Spring - Engage Gear Bracket	1
11	A354 3416	Joint Release Lever	1
12	A354 6561	Relay Stay	1
13	A354 3831	Reinforcement Plate - Diagonal	2
14	A354 6556	Rear Side Plate - Relay	1
15	AB03 0329	Pulley - 19Z	3
16	AB03 0518	Idle Pulley - 20z	1
17	AA04 3177	Timing Belt - 432S3M6	1
18	A354 6581	Rear Adjusting Bracket - Relay	1
19	6769 4166	Tension Pulley - Timing Belt	1

Index No.	Part No.	Description	Q'ty Per Assembly
100	0720 0040E	Retaining Ring - M4	
102	0950 4006B	Screw - M4X6	
103	0574 0040E	Hexagon Headless Set Screw - M4x4	
105	0632 0120E	Spring Pin - 2 X 12mm	
106	0805 3145	Ball Bearing - 6x12x4mm	
107	0951 4006B	Philips Screw With Washer - M4x6	
108	0720 0060E	Retaining Ring - M6	

17. MAIN CONTROL BOARD (A591)

Capacitor

Symbol No	Index No
C100	154
C101	154
C102	153
C103	154
C104	154
C105	154
C106	152
C107	154
C108	156

Symbol No	Index No
C109	157
C110	157
C110	157
C111	156
C112	157
C113	156
C114	156
C115	157
C116	156

Symbol No	Index No
C117	157
C119	156
C120	156
C121	157
C122	156
C123	157
C124	157
C125	157
C126	157

Symbol No	Index No
C127	156
C128	157
C129	157
C130	157
C131	156
C132	156
C133	156
C134	157
C135	157

Symbol No	Index No
C136	157
C137	157
C138	157
C139	157
C140	157
C141	156
C142	156
C143	156
C144	156

Symbol No	Index No
C145	157
C146	157
C147	157
C148	156
C149	156
C150	156
C151	156
C152	156
C153	157
C154	155

Symbol No	Index No
C155	157
C156	157
C157	157
C158	157
C159	157
C160	157
C161	157
C162	157
C163	157

Connector

Symbol No	Index No
C164	157
C165	157
C166	155
C167	157
C168	156
C169	157
C170	156
C171	156
C172	157

Symbol No	Index No
C173	157
C174	157
C175	157
C176	157

Symbol No	Index No
CN100	116
CN105	119

Symbol No	Index No
CN110	115
CN120	109
CN125	110
CN130	108
CN135	111
CN140	114
CN145	103
CN150	110
CN155	104

Diode

Symbol No	Index No
CN160	107
CN165	106
CN170	112
CN175	117
CN180	104
CN185	113
CN190	105
CN195	118
CN200	102

Fuse

Symbol No	Index No
D100	131
D101	131
D102	131

DIP Switch

Symbol No	Index No
DPS100	123

IC

DPS101	123
Symbol No	Index No
FUSE100	120
FUSE100	122

Symbol No	Index No
IC100	138
IC101	148
IC102	148
IC103	148
IC104	138
IC105	141
IC106	147
IC107	147
IC108	134

17. MAIN CONTROL BOARD (A591)

IC

Simbol No	Index No
IC109	146
IC110	147
IC111	143
IC112	143
IC113	144
IC114	1
IC114	121
IC115	142
IC116	135

LED

Simbol No	Index No
IC117	139
IC118	145
IC119	137
IC120	136
IC121	139
IC122	140
IC123	140
IC124	149

PC

Simbol No	Index No
LED100	133
LED101	133

Q

Simbol No	Index No
OSC100	150
PC100	132

Resistor

Simbol No	Index No
Q100	127
Q101	125
Q102	126
Q103	125
Q104	126

Q105	129
------	-----

Simbol No	Index No
R100	159
R101	158
R102	173
R103	173
R104	173

Simbol No	Index No
R105	173
R106	170
R107	168
R108	173
R109	173
R110	173
R111	173
R113	175
R114	173

OSC

Resistor

Simbol No	Index No
R115	173
R117	172
R118	165
R119	173
R120	173
R121	161
R122	161
R123	173
R124	162

Simbol No	Index No
R125	161
R127	171
R128	173
R129	173
R130	173
R131	173
R132	161
R133	161
R134	166

Simbol No	Index No
R135	173
R136	173
R137	163
R138	163
R139	173
R140	173
R141	173
R142	173
R143	173

Simbol No	Index No
R144	173
R145	173
R146	173
R147	167
R148	173
R149	162
R150	173
R151	173
R152	173

Simbol No	Index No
R153	162
R154	162
R155	168
R156	168
R157	168
R158	168
R159	170
R160	170
R161	170

Simbol No	Index No
R162	162
R163	169
R164	165
R165	162
R166	170
R167	170
R168	170
R169	170
R170	168

Simbol No	Index No
R171	168
R172	168
R173	168
R174	173
R175	173
R176	173
R177	173
R178	168
R179	168

17. MAIN CONTROL BOARD (A591)

Resistor

Symbol No	Index No
R180	168
R181	173
R182	173
R183	168
R184	173
R185	173
R186	173
R187	174
R188	173

Symbol No	Index No
R189	173
R190	173
R191	173
R192	173
R193	173
R194	173
R195	173
R196	173
R197	173

Symbol No	Index No
R198	173
R199	173
R200	173
R201	173
R202	173
R203	173
R204	173
R205	173
R206	173
R207	170

Symbol No	Index No
R208	170
R209	170
R210	170
R211	170
R212	168
R213	168
R214	168
R215	170
R216	170

Symbol No	Index No
R217	170
R218	170
R219	170
R220	168
R221	168
R222	168
R223	168
R224	173
R225	173

TP

Symbol No	Index No
R226	173
R227	173
R228	173
R229	173
R230	173
R231	173
R232	173
R233	173
R234	173

ZD

Symbol No	Index No
R235	166
R236	163
R237	161
R238	161
R239	164
R240	160
R241	162
R242	173
R243	173

Symbol No	Index No
R244	173
R245	173

Symbol No	Index No
TP100	101
TP101	101
TP102	101
TP103	101

Symbol No	Index No
VR101	151
ZD100	128
ZD101	128
ZD102	130

SSR

Symbol No	Index No
SSR100	124

VR

Symbol No	Index No
VR100	151

17.MAIN CONTROL BOARD (A591)

Index No.	Part No.	Description	Q'ty Per Assembly
*	A354 5100	Main Control Board	1
1	A354 5103	IC - AM27C256-205DC	1




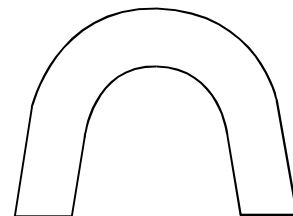
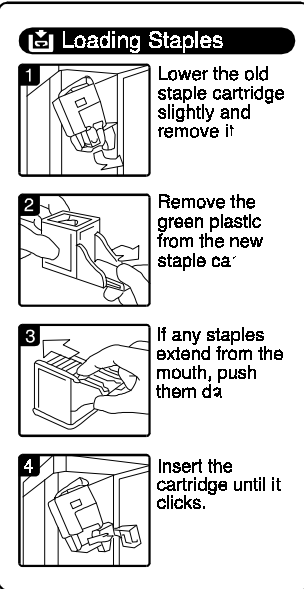
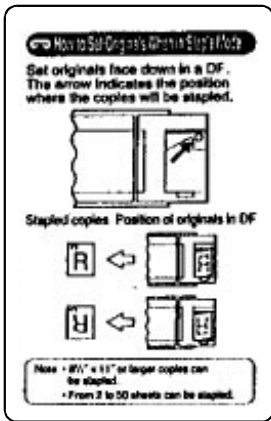
Index No.	Part No.	Description	Q'ty Per Assembly
101	1101 0328	Connector Pin Contact	
102	1102 2985	Receptacle - 12P	
103	1102 4201	Connector - 2p	
104	1102 4204	CT Header - 5p	
105	1102 4205	CT Header- 6p	
106	1102 4206	Connector - 7p	
107	1102 4208	Connector - 9p	
108	1102 4209	CT Header - 10p	
109	1102 4210	Connector - 11p	
110	1102 4497	Connector - 13p	
111	1102 4623	CT Connector - 6p	
112	1102 4624	CT Connector - 7p	
113	1102 4626	Connector - 9p	
114	1102 5007	CT Header - 14p	
115	1102 5718	Optical Fiber Connector	
116	1103 0441	Connector - 4p	
117	1103 0725	Connector - 3p	
118	1103 0849	Terminal - 2p	
119	1103 1768	Connector - 2p	
120	1104 0333	Fuse Holder	
121	1104 0588	Dip Socket - 28p	
122	1107 0752	Fuse - 5A 250V	
123	1204 1422	Dip Switch - 51D-0401	
124	1208 1337	SSR AC240V 2A D2W202LG18	
125	1400 0284	Transistor - 2SD789D	
126	1401 0298	Transistor - 2SC2712Y	
127	1401 0401	Transistor - 2SD194	
128	1401 0802	Diode - RD24FB	
129	1401 0953	Transistor - 2SB1149	
130	1402 0642	Zener Diode - RD8.2M-B1	
131	1402 0780	Diode - 11ES2	
132	1403 0238	IC - TLP521	
133	1403 0669	Red LED - SLM-13VW	
134	1407 1314	IC - HD74LS74AFP	
135	1407 1882	IC - 74LS373	

Index No.	Part No.	Description	Q'ty Per Assembly
136	1407 2055	IC - TD62304F	
137	1407 2218	IC - SN74LS06NS	
138	1407 2231	IC - TD62308AF	
139	1407 2404	IC - M5M81CHFP-2DP	
140	1407 2825	IC - TD62384F	
141	1407 3055	IC - HD74LS158FP	
142	1407 3202	IC - 74HC00A	
143	1407 3286	IC - TC74HC04A	
144	1407 3492	CPU -78C10AGF	
145	1407 3756	Timer - TMP82C54M-2	
146	1408 0408	IC - PST518A	
147	1408 0828	IC - TA8415P	
148	1408 0839	IC - STK6712 BMK3	
149	1408 0840	IC - HR052	
150	1503 0347	Oscillator - 12Mhz	
151	1601 8185	Variable Resistor - 200 Ω 0.5W	
152	1604 1357	Capacitor - 470μF, 10V	
153	1604 1362	Capacitor - 4.7μF 25V	
154	1604 1386	Capacitor - 100μF ±20% 50V	
155	1605 0226	Capacitor - 1000PF 50V	
156	1605 0636	Capacitor - 0.1μF	
157	1606 1452	Capacitor - 0.01μF 50V	
158	1611 4101	Resistor - 100 Ω 1/4T ±5%	
159	1611 4102	Resistor - 1K Ω 1/4T ±5%	
160	1630 3101	Resistor - 100Ω - 1/10W	
161	1630 3102	Resistor - 1KΩ 1/10W ±5%	
162	1630 3103	Resistor - 10KΩ 1/10W ±5%	
163	1630 3122	Resistor - 1.2KΩ 1/10W ±5%	
164	1630 3129	Resistor - 1.2Ω 1/10W ±5%	
165	1630 3151	Resistor - 150Ω 1/10W ±5%	
166	1630 3202	Resistor - 2KΩ -1/10W	
167	1630 3222	Resistor - 2.2KΩ 1/10W ±5%	
168	1630 3223	Resistor - 22kΩ - 1/10W	
169	1630 3241	Resistor - 240Ω 1/10W ±5%	

Index No.	Part No.	Description	Q'ty Per Assembly
170	1630 3332	Resistor - 3.3KΩ 1/10W ±5%	
171	1630 3391	Resistor - 390Ω 1/10W ±5%	
172	1630 3471	Resistor - 470Ω - 1/10W	
173	1630 3472	Resistor - 4.7KΩ 1/10W ±5%	
174	1630 3473	Resistor - 47KΩ 1/10W ±5%	
175	1630 3511	Resistor - 510Ω 1/10W ±5%	
176	1630 3682	Resistor - 6.8kΩ - 1/10W	



18. DECAL AND DOCUMENT (A591)

<p>1</p> 	<p>6</p> <table border="1"> <thead> <tr> <th>DF SW 100 (MODE)</th> <th>SP mode</th> <th>Function</th> </tr> </thead> <tbody> <tr> <td>0</td> <td>0</td> <td>0</td> <td>0</td> <td>0</td> <td>Normal Setting</td> </tr> <tr> <td>1</td> <td>0</td> <td>0</td> <td>0</td> <td>0</td> <td>Sorter Free Run</td> </tr> <tr> <td>0</td> <td>1</td> <td>0</td> <td>0</td> <td>0</td> <td>Staple Unit Free Run</td> </tr> <tr> <td>1</td> <td>1</td> <td>0</td> <td>0</td> <td>0</td> <td>Sorter & Staple Unit Free Run</td> </tr> <tr> <td>0</td> <td>0</td> <td>1</td> <td>0</td> <td>0</td> <td>Lower Staple Unit</td> </tr> <tr> <td>0</td> <td>0</td> <td>0</td> <td>1</td> <td>0</td> <td>BiClean Sensor Adjustment</td> </tr> </tbody> </table> <p>0: OFF 1: ON</p> <ol style="list-style-type: none"> "Sorter Free Run", "Staple Unit Free Run" or "Sorter & Staple Unit Free Run" starts operation when the DF switches are set as shown in the table. "Lower Staple Unit" starts operation when DF103 is short circuited to DF100 (GND), after setting DF SW100 3 to 1. BiClean sensor can be adjusted by VR100 and VR101 after setting DF SW100 4 to 1. <table border="1"> <thead> <tr> <th>DF SW 101 (STAPLER)</th> <th>Staple position adjustment</th> <th>Staple Position</th> </tr> </thead> <tbody> <tr> <td>0</td> <td>0</td> <td>0</td> <td>Standard Value</td> </tr> <tr> <td>1</td> <td>0</td> <td>0</td> <td>0.5mm shifted</td> </tr> <tr> <td>0</td> <td>1</td> <td>0</td> <td>0.5mm shifted</td> </tr> <tr> <td>1</td> <td>1</td> <td>0</td> <td>1.5mm shifted</td> </tr> <tr> <td>0</td> <td>0</td> <td>1</td> <td>0.5mm shifted</td> </tr> <tr> <td>1</td> <td>0</td> <td>1</td> <td>1.5mm shifted</td> </tr> <tr> <td>0</td> <td>1</td> <td>1</td> <td>2.5mm shifted</td> </tr> <tr> <td>1</td> <td>1</td> <td>1</td> <td>3.5mm shifted</td> </tr> <tr> <td>-</td> <td>-</td> <td>0</td> <td>(-) Direction (farther from the edge)</td> </tr> <tr> <td>-</td> <td>-</td> <td>1</td> <td>(+) Direction (closer to the edge)</td> </tr> </tbody> </table> <p>0: OFF 1: ON - Not connected</p> <p>The staple position shift length is adjusted by DF SW101-1, 101-2, and 101-3. The shift direction is determined by DF SW101-4.</p>	DF SW 100 (MODE)	SP mode	Function	0	0	0	0	0	Normal Setting	1	0	0	0	0	Sorter Free Run	0	1	0	0	0	Staple Unit Free Run	1	1	0	0	0	Sorter & Staple Unit Free Run	0	0	1	0	0	Lower Staple Unit	0	0	0	1	0	BiClean Sensor Adjustment	DF SW 101 (STAPLER)	Staple position adjustment	Staple Position	0	0	0	Standard Value	1	0	0	0.5mm shifted	0	1	0	0.5mm shifted	1	1	0	1.5mm shifted	0	0	1	0.5mm shifted	1	0	1	1.5mm shifted	0	1	1	2.5mm shifted	1	1	1	3.5mm shifted	-	-	0	(-) Direction (farther from the edge)	-	-	1	(+) Direction (closer to the edge)	<p>9</p> <p>Removing Misted Paper</p>  <ol style="list-style-type: none"> Open the left guide unit. Remove any misted paper. If no paper was found, open the top guide plate as shown. If no paper was still found, open the left lower guide plate. If paper cannot be removed, open the lower cover as shown. 	<p>12</p> <p>Removing Misted Paper</p> <p>If R2 is lit or blinking.</p>  <ol style="list-style-type: none"> Open the right guide unit. Remove any misted paper. If the paper cannot be pulled out, open the bottom guide plate and remove it. If no paper was found, open the right lower guide unit and remove any paper. If the paper cannot be pulled out, open the upper guide unit and remove any paper.
DF SW 100 (MODE)	SP mode	Function																																																																																			
0	0	0	0	0	Normal Setting																																																																																
1	0	0	0	0	Sorter Free Run																																																																																
0	1	0	0	0	Staple Unit Free Run																																																																																
1	1	0	0	0	Sorter & Staple Unit Free Run																																																																																
0	0	1	0	0	Lower Staple Unit																																																																																
0	0	0	1	0	BiClean Sensor Adjustment																																																																																
DF SW 101 (STAPLER)	Staple position adjustment	Staple Position																																																																																			
0	0	0	Standard Value																																																																																		
1	0	0	0.5mm shifted																																																																																		
0	1	0	0.5mm shifted																																																																																		
1	1	0	1.5mm shifted																																																																																		
0	0	1	0.5mm shifted																																																																																		
1	0	1	1.5mm shifted																																																																																		
0	1	1	2.5mm shifted																																																																																		
1	1	1	3.5mm shifted																																																																																		
-	-	0	(-) Direction (farther from the edge)																																																																																		
-	-	1	(+) Direction (closer to the edge)																																																																																		
<p>2</p> <p>T2A 250V</p>	<p>7</p>  <p>8</p> <p>T4A 250V</p>	<p>10</p> <p>Loading Staples</p>  <ol style="list-style-type: none"> Lower the old staple cartridge slightly and remove it. Remove the green plastic from the new staple cartridge. If any staples extend from the mouth, push them down. Insert the cartridge until it clicks. 	<p>13</p> <p>CAUTION</p> <p>For continued protection against risk of fire, replace.</p>																																																																																		
<p>3</p> <p>R1</p>	<p>5,11</p> <p>How to Set Copies when Stapling</p> <p>Set originals face down in a DF. The arrow indicates the position where the copies will be stapled.</p>  <p>Stapled copies Position of originals in DF</p> <p>Note: 8 1/2" x 11" or larger copies can be stapled. From 2 to 50 sheets can be stapled.</p>																																																																																				

18.DECAL AND DOCUMENT (A591)

Index No.	Part No.	Description	Q'ty Per Assembly
1	1005 0335	Earth Mark	1
2	A310 5730	Decal - 2A/250V	1
3	A354 1611	Decal - R1	1
4	A354 1612	Decal - R2	1
5	A354 1635	Stapler Decal - Original Position	1
6	A354 1880	Service Decal	1
7	A354 3206	Decal - Cover Grip	1
8	A469 5831	Decal - T4A/250V	1
9	A591 1631	Decal - R1	1
10	A591 1641	Staple Supply Decal	1
12	A591 1636	Decal - R2	1
13	AA00 0072	Fuse Decal	1

Index No.	Part No.	Description	Q'ty Per Assembly

PARTS INDEX

Part No.	Description	Page and Index No.
A591 1091	Exit Cover	33- 13
A591 1111	Bin	23- 14
A591 1180	Bracket - Exit Adjusting Pin	27- 34
A591 1211	Bracket - Motor Adjusting Pin	25- 17
A591 1243	Adjusting Spring - 29.1mm	25- 24
A591 1450	Rear Cover Bracket	11- 28
A591 1631	Decal - R1	7- 37
A591 1631	Decal - R1	41- 9
A591 1636	Decal - R2	7- 38
A591 1636	Decal - R2	41- 12
A591 1637	Stapler Decal - Original Position	15- 26
A591 1641	Staple Supply Decal	15- 29
A591 1641	Staple Supply Decal	41- 10
A591 2022	Guide Plate Magnet	7- 3
A591 2022	Guide Plate Magnet	15- 17
A591 2022	Guide Plate Magnet	27- 32
A591 2022	Guide Plate Magnet	33- 18
A591 2022	Guide Plate Magnet	37- 8
A591 3121	Rear Side Plate - Diagonal	11- 18
A591 3521	Joint Adjusting Pin - Diagonal	13- 20
A591 3624	Rear Diagonal Cover	7- 12

Part No.	Description	Page and Index No.
AA00 0072	Fuse Decal	25- 33
AA00 0072	Fuse Decal	41- 13
AA04 3147	Timing Belt - B60S3M522	25- 7
AA04 3148	Timing Belt - B60S3M312	29- 7
AA04 3148	Timing Belt - B60S3M312	31- 22
AA04 3149	Timing Belt - B60S3M804	25- 13
AA04 3150	Timing Belt - B60S3M252	27- 15
AA04 3151	Timing Belt - B60S3M408	27- 19
AA04 3152	Timing Belt - B60S3M1014	11- 27
AA04 3153	Timing Belt - B40S3M327	11- 8
AA04 3156	Timing Belt - B60S3M1788	19- 17
AA04 3158	Timing Belt - B40S2M230	21- 15
AA04 3159	Timing Belt - B40S2M710	23- 2
AA04 3160	Timing Belt - B40S2M126	19- 27
AA04 3161	Timing Belt - B100S3M	17- 19
AA04 3177	Timing Belt - 432S3M6	37- 17
AA04 3235	Timing Belt - B60S3M201	17- 9
AA06 0216	Guide Plate Spring	31- 42
AA06 0382	Spring - Horizontal Driven	7- 25
AA06 0382	Spring - Horizontal Driven	15- 15
AA06 0385	Pressure Release Spring	31- 36
AA06 0388	Solenoid Spring	21- 25
AA06 0451	Solenoid Spring - Chuck	21- 24
AA06 0452	Guide Plate Spring - Hold	35- 9
AA06 0453	Relay Adjusting Spring	35- 4
AA06 0455	Jogger Fence Spring	19- 44
AA06 0479	Spring - Interlock Switch	19- 5
AA06 0501	Interlock Switch Spring	19- 62
AA06 3199	Front Spring - Diagonal Driven	7- 21
AA06 3200	Rear Spring - Diagonal Driven	7- 33
AA06 3209	Spring - 140gf	27- 2
AA06 3210	Torque Limiter Spring	31- 21
AA06 3211	Exit Spring - Torque Limiter	27- 16
AA06 3232	Spring - Diagonal Driven	7- 31
AA08 0072	Bushing - 6x10x3	13- 8

Part No.	Description	Page and Index No.
AA08 0072	Bushing - 6x10x3	21- 23
AA08 0074	Bushing - 4x6x6	19- 54
AA08 0074	Bushing - 4x6x6	21- 21
AA08 0108	Bushing - 6x10x6	13- 11
AA08 0108	Bushing - 6x10x6	29- 19
AA08 0108	Bushing - 6x10x6	37- 3
AA08 0109	Bushing - 4mm	7- 23
AA08 0109	Bushing - 4mm	13- 31
AA08 0109	Bushing - 4mm	15- 4
AA08 0109	Bushing - 4mm	27- 3
AA08 0109	Bushing - 4mm	35- 16
AA08 0110	Bushing - 10x14x7	19- 29
AA08 0111	Bushing - 8x12x7	19- 15
AA08 0111	Bushing - 8x12x7	19- 58
AA08 2034	Bushing - 6x10x6.5	21- 16
AA12 0050	Antistatic Brush - Bin	23- 15
AA12 0050	Antistatic Brush - Bin	33- 17
AA12 0072	Antistatic Brush - Exit	27- 1
AA12 0072	Antistatic Brush - Exit	31- 9
AA13 0059	Chuck Roller	33- 32
AA13 2020	Spacer - 8.5x20x0.5mm	11- 29
AA13 2020	Spacer - 8.5x20x0.5mm	27- 33
AA13 2020	Spacer - 8.5x20x0.5mm	35- 20
AA13 2147	Flange - 10x20mm	17- 27
AA14 3062	Shoulder Screw - M4	13- 15
AA14 3129	Shoulder Screw - Front Cover	19- 43
AA14 3306	Stepped Screw - M6	7- 36
AA14 3462	Idler Stud - M4	13- 21
AA14 3462	Idler Stud - M4	19- 10
AA14 3462	Idler Stud - M4	29- 11
AA16 1083	Entrance Cushion	13- 7
AB01 0074	Gear - 40Z	19- 37
AB01 0074	Gear - 40Z	23- 11
AB01 0076	Gear - 70Z	19- 23
AB01 0077	Gear - 20Z	19- 24

Part No.	Description	Page and Index No.
AB01 1122	Gear - 24Z	11- 23
AB01 1123	Gear - 24Z	11- 19
AB01 7245	Coupled Gear - 18/78z	9- 7
AB01 7246	Coupled Gear - 20/58z	9- 12
AB01 7247	Pulley - 40Z	23- 10
AB03 0030	Pulley - 17Z	29- 18
AB03 0207	Pulley - 20Z	29- 13
AB03 0209	Pulley - 20Z	17- 14
AB03 0209	Pulley - 20Z	19- 19
AB03 0216	Pulley - 15Z	19- 20
AB03 0216	Pulley - 15Z	21- 9
AB03 0218	Pulley - 15Z	21- 13
AB03 0323	Pulley - 60Z	25- 8
AB03 0325	Pulley - 20Z	11- 6
AB03 0325	Pulley - 20Z	27- 21
AB03 0325	Pulley - 20Z	29- 8
AB03 0325	Pulley - 20Z	31- 23
AB03 0326	Pulley - 32Z	25- 14
AB03 0327	Pulley - 32Z	25- 15
AB03 0328	Pulley - 30Z	11- 26
AB03 0329	Pulley - 19Z	31- 30
AB03 0329	Pulley - 19Z	37- 1
AB03 0329	Pulley - 19Z	37- 15
AB03 0330	Pulley - 16Z	11- 9
AB03 0331	Pulley - 30Z	19- 26
AB03 0333	Pulley - 30Z	23- 3
AB03 0333	Pulley - 30Z	23- 18
AB03 0334	Pulley - 20Z	17- 6
AB03 0335	Pulley - 18Z	17- 11
AB03 0336	Idle Pulley - 20z	17- 26
AB03 0518	Idle Pulley - 20z	13- 18
AB03 0518	Idle Pulley - 20z	25- 16
AB03 0518	Idle Pulley - 20z	27- 25
AB03 0518	Idle Pulley - 20z	29- 15
AB03 0518	Idle Pulley - 20z	35- 7

Part No.	Description	Page and Index No.
AB03 0518	Idle Pulley - 20z	37- 16
AB03 3034	Coupled Pulley - 20/24z	25- 3
AB03 3070	Idler Roller	11- 22
AB03 3070	Idler Roller	13- 22
AB03 3070	Idler Roller	29- 12
AB03 3070	Idler Roller	31- 18
AB03 3070	Idler Roller	35- 5
AG07 0004	Magnetic Catch	7- 16
AG07 0004	Magnetic Catch	13- 24
AG07 0004	Magnetic Catch	15- 14
AG07 0004	Magnetic Catch	19- 1
AG07 0004	Magnetic Catch	33- 28
AH01 2006	Caster - 50m	33- 21
AH01 3002	Leveling Shoe	33- 23
AJ01 1009	Stapler - EH-5RR5	21- 31
AW02 0013	Inlet Sensor	7- 29
AW02 0013	Inlet Sensor	15- 11
AW02 0013	Inlet Sensor	21- 11
AW02 0013	Inlet Sensor	27- 6
AW02 0013	Inlet Sensor	35- 11
AW02 0021	Photointerruptor - 175487-3	19- 53
AW02 0021	Photointerruptor - 175487-3	23- 8
AW02 0021	Photointerruptor - 175487-3	25- 10
AW02 0021	Photointerruptor - 175487-3	33- 36
AW02 0022	Photointerruptor	33- 33
AW02 0025	Lower Bin/jam Sensor	27- 13
AW02 0026	Upper Bin/jam Sensor	31- 7
AW02 0041	Photointerruptor	9- 8
AW02 0041	Photointerruptor	21- 3
AW02 0041	Photointerruptor	35- 13
AW02 0043	Photointerruptor - EE-SX400G-P15	13- 13
AW03 0021	Optical Fiber	25- 35
AW03 0021	Optical Fiber	33- 1
AX02 0053	Motor - AC100V/41W	25- 2
AX04 0051	Stepper Motor - DC24V 5.7W	23- 12

Part No.	Description	Page and Index No
AX04 0052	Stepper Motor - DC24V 5.7W	19- 55
AX04 0053	DC Motor - 24V/2.2W	9- 11
AX05 0050	Stepper Motor - DC4V 3.8W	17- 8
AX05 0050	Stepper Motor - DC4V 3.8W	19- 18
AX05 0050	Stepper Motor - DC4V 3.8W	21- 8
AX11 0020	DC Solenoid - 24V/6W	31- 39
AX40 0029	Heater - 24V/10W	11- 11
AZ13 0017	Transformer - 115/220/230/240V	25- 29
AZ22 0016	Power Supply Unit	25- 5
C300 5325	Noise Filter - ZHG2203-11S	25-121

Part No.	Description	Page and Index No.
A300 1652	Spring Plate Roller	15- 13
A300 1653	Roller	15- 16
A310 5730	Decal - 2A/250V	25- 37
A310 5730	Decal - 2A/250V	41- 2
A354 1023	Upper Cover Seal	23- 22
A354 1031	Upper Stay	27- 11
A354 1033	Bracket - Upper Bin Sensor	27- 12
A354 1036	Lower Stay	31- 5
A354 1037	Sensor Protect Bracket	31- 8
A354 1041	Front Side Plate - Horizontal	31- 29
A354 1046	Rear Side Plate - Horizontal	31- 24
A354 1051	AC Harness Bracket	27- 27
A354 1052	Upper Stay Cover	27- 28
A354 1057	Upper Harness Bracket	33- 11
A354 1061	Bracket - Power Supply Cord	25- 22
A354 1062	Bracket Cover - Power Supply Cord	25- 20
A354 1066	Bracket - Transformer	25- 30
A354 1081	Exit Cover Bracket	33- 12
A354 1171	Bin Holding Plate	33- 37
A354 1181	Bracket - Exit Adjusting Pin	27- 26
A354 1191	Bin Drounding Plate	33- 14
A354 1221	Bracket - Horizontal Adjusting Pin	29- 16
A354 1231	Bracket - Vertical Adjusting Pin	25- 18
A354 1241	Rear Side Plate - Auxiliary	25- 12
A354 1242	Side Plate Shaft - Auxiliary	33- 7
A354 1243	Auxiliary Harness Bracket	25- 6
A354 1246	Sensor Encoder Bracket	25- 9
A354 1261	Pulley - 20Z	27- 18
A354 1261	Pulley - 20Z	31- 19
A354 1266	Torque Limiter Collar	27- 17
A354 1266	Torque Limiter Collar	31- 20
A354 1414	Upper Cover	15- 27
A354 1434	Stapler Door	15- 30
A354 1436	Front Right Cover	15- 33
A354 1448	Rear Cover	15- 22

Part No.	Description	Page and Index No.
A354 1449	Auxiliary Rear Cover	15- 21
A354 1464	Right Lower Cover	15- 28
A354 1467	Vertical Transport Cover	15- 1
A354 1474	Front Horizontal Cover	15- 32
A354 1484	Rear Horizontal Cover	15- 19
A354 1491	Stapler Cover	21- 32
A354 1492	Stapler Cartridge Guide	21- 34
A354 1493	Front Harness Cover	23- 21
A354 1496	Stapler Harness Cover	21- 6
A354 1497	Front Face Cover - Flat Cable	17- 29
A354 1498	Rear Face Cover - Flat Cable	17- 18
A354 1498	Rear Face Cover - Flat Cable	17- 32
A354 1501	Rear Right Cover Bracket	33- 6
A354 1502	Rear Middle Cover Bracket	33- 8
A354 1503	Rear Left Cover Bracket	33- 24
A354 1511	Upper Stapler Hinge	19- 47
A354 1521	Lower Stapler Hinge	19- 49
A354 1526	Rubber Absorber	17- 23
A354 1531	Bracket - Upper Stapler Magnet	19- 3
A354 1536	Bracket - Lower Stapler Magnet	19- 2
A354 1541	AC Motor Cover	25- 1
A354 1547	Lower Cover - DC Harness	31- 4
A354 1561	Right Horizontal Cover	31- 14
A354 1568	Horizontal Cover Spacer	31- 15
A354 1574	Front Left Cover	15- 20
A354 1584	Auxiliary Cover - Original Table	15- 23
A354 1594	Tray Extension	15- 25
A354 1611	Decal - R1	7- 14
A354 1611	Decal - R1	41- 3
A354 1612	Decal - R2	15- 34
A354 1612	Decal - R2	41- 4
A354 1635	Stapler Decal - Original Position	41- 5
A354 1692	Guide A2 (EU Only)	15- 24
A354 1880	Service Decal	25- 27
A354 1880	Service Decal	41- 6

Part No.	Description	Page and Index No.
A354 2011	Guide Plate - Horizontal Drive	31- 27
A354 2026	Sensor Bracket - Horizontal	15- 12
A354 2027	Horizontal Harness Cover	15- 10
A354 2029	Magnet Bracket - Front Horizontal	31- 28
A354 2031	Entrance Guide Plate	31- 11
A354 2032	Entrance Guide Seal	13- 34
A354 2032	Entrance Guide Seal	31- 10
A354 2034	Driven Guide Plate - Horizontal	15- 18
A354 2041	Turn Guide Plate	31- 16
A354 2051	Relay Gate	31- 13
A354 2053	Relay Gate Lever	31- 2
A354 2061	Horizontal Magnet Bracket - Front	33- 26
A354 2066	Horizontal Magnet Bracket - Rear	33- 19
A354 2072	Interlock Lever - Horizontal	31- 33
A354 2073	Interlock Switch Bracket	31- 32
A354 2081	Left Transport Roller - Horizontal	11- 4
A354 2081	Left Transport Roller - Horizontal	31- 25
A354 2081	Left Transport Roller - Horizontal	37- 6
A354 2086	Right Transport Roller - Horizontal	27- 30
A354 2086	Right Transport Roller - Horizontal	31- 26
A354 2091	Adjusting Pin Bracket - Horizontal	11- 25
A354 2091	Adjusting Pin Bracket - Horizontal	31- 17
A354 2111	Large Guide Plate - Driven	15- 7
A354 2121	Small Guide Plate - Driven	15- 8
A354 2131	Lower Exit Guide Plate - Driven	15- 6
A354 2141	Vertical Transport Frame	15- 2
A354 2151	Exit Guide Plate - Driven	27- 31
A354 2161	Upper Exit Guide Plate - Driven	27- 9
A354 2169	Exit Guide Seal	27- 8
A354 2171	Bin Gate	29- 23
A354 2172	Bin Gate Lever	29- 6
A354 2181	Long Transport Roller - Drive	29- 21
A354 2186	Short Transport Roller - Drive	29- 20
A354 2191	Transport Roller - Driven	7- 24
A354 2191	Transport Roller - Driven	13- 33

Part No.	Description	Page and Index No
A354 2191	Transport Roller - Driven	15- 5
A354 2191	Transport Roller - Driven	35- 14
A354 2196	Exit Roller	27- 4
A354 2201	Bracket - Transport Adjusting Pin	29- 17
A354 2212	Solenoid Bracket	29- 3
A354 2213	Solenoid Bracket	29- 2
A354 2221	Magnet Bracket	33- 29
A354 2226	Magnet Bracket	33- 35
A354 2227	Fixed Magnet Bracket	33- 31
A354 2231	Upper Contact Point	33- 10
A354 2236	Lower Contact Point	33- 15
A354 2240	Interlock Switch	19- 60
A354 2243	Spring Bracket - Interlock	19- 6
A354 2245	Interlock Lever	19- 9
A354 2247	Harness Cover - Interlock Switch	17- 1
A354 2248	Interlock Bracket	19- 7
A354 2253	Exit Seal	27- 5
A354 3111	Front Side Plate - Diagonal	11- 5
A354 3126	Rubber Damper	13- 26
A354 3131	Upper Stay - Diagonal	13- 10
A354 3141	Middle Stay - Diagonal	9- 4
A354 3141	Middle Stay - Diagonal	9- 17
A354 3151	Small Stay - Diagonal	9- 5
A354 3204	Upper Entrance Guide Plate	7- 5
A354 3206	Decal - Cover Grip	7- 39
A354 3206	Decal - Cover Grip	41- 7
A354 3209	Entrance Support Plate	7- 4
A354 3211	Lower Entrance Guide Plate	13- 1
A354 3216	Turn Guide Plate - Entrance	13- 4
A354 3227	Paper Guide - By-pass Tray	7- 7
A354 3229	Fence Spring	7- 6
A354 3231	Front Gate Bracket	13- 2
A354 3241	Rear Gate Bracket	13- 5
A354 3246	Guide Plate - Shielding Plate	13- 6
A354 3251	Motor Bracket	9- 10

Part No.	Description	Page and Index No.
A354 3261	Idle Gear - 45z	9- 6
A354 3271	Entrance Shaft	9- 3
A354 3276	Gear - 62Z	9- 2
A354 3311	Diagonal Guide Plate - Drive	11- 10
A354 3321	Diagonal Guide Plate Ass'y - Driven	7- 35
A354 3331	Stopper - Diagonal	11- 2
A354 3337	Stopper Sael - Diagonal	11- 1
A354 3341	Roller - Diagonal Driven	7- 20
A354 3346	Roller Holder - Driven	7- 19
A354 3351	Pressure Release Bracket	7- 27
A354 3356	Pressure Release Shaft	7- 26
A354 3371	Fulcrum Bracket - Diagonal	7- 32
A354 3376	Diagonal Guide Plate	7- 18
A354 3381	Shielding Plate - Door Switch	13- 14
A354 3411	Exit Guide Plate - Diagonal	11- 3
A354 3416	Joint Release Lever	9- 14
A354 3416	Joint Release Lever	37- 11
A354 3421	Exit Guide Plate - Driven Diagonal	13- 30
A354 3428	Middle Guide Plate - Diagonal	13- 29
A354 3451	Entrance Transport Roller	11- 16
A354 3462	Large Transport Roller - Diagonal	11- 12
A354 3467	Middle Transport Roller - Diagonal	11- 13
A354 3471	Small Transport Roller - Diagonal	11- 14
A354 3476	Horizontal Transport Roller - Diago	11- 15
A354 3511	Adjusting Gear Bracket - Diagonal	11- 20
A354 3514	Idle Pulley/gear - 24/24z	11- 24
A354 3531	Flange - 2/22mm	11- 7
A354 3531	Flange - 2/22mm	31- 31
A354 3531	Flange - 2/22mm	37- 2
A354 3614	Front Diagonal Cover	7- 1
A354 3634	Rear Auxiliary Cover - Diagonal	7- 10
A354 3644	Guide Plate Cover - Diagonal	7- 34
A354 3654	Exit Diagonal Cover - Diagonal	7- 13
A354 3664	Front Door	7- 15
A354 3671	Relay Harness Cover	9- 13

Part No.	Description	Page and Index No.
A354 3678	Right Door Hinge	7- 17
A354 3684	Lower Exit Tray	7- 9
A354 3688	Magnet Plate - Front Door	7- 11
A354 3689	Lower Tray Seal	7- 8
A354 3694	Front Spacer - Diagonal	7- 2
A354 3697	Left Door Hinge	13- 25
A354 3811	Upper Joint Stay - Diagonal	7- 40
A354 3816	Lower Joint Stay - Diagonal	7- 41
A354 3821	Harness Cover - Diagonal	13- 27
A354 3831	Reinforcement Plate - Diagonal	9- 21
A354 3831	Reinforcement Plate - Diagonal	37- 13
A354 3836	Connector Bracket	9- 20
A354 4111	Upper Frame Bracket	33- 34
A354 4113	Upper Frame Cover	19- 14
A354 4115	Front Frame	33- 25
A354 4121	Flat Cable Bracket	17- 33
A354 4131	Interlock Switch Bracket - Stapler	19- 11
A354 4132	Interlock Switch Feeler - Stapler	19- 12
A354 4133	Interlock Switch Cover - Stapler	19- 4
A354 4211	Jogger Motor Bracket - Up/Down	19- 28
A354 4212	Jogger Drive Shaft - 6mm	19- 25
A354 4213	Jogger Drive Shaft - 8mm	19- 22
A354 4231	Jogger Pulley Bracket - Up/Down	19- 51
A354 4232	Jogger Pulley Shaft - Up/Down	19- 50
A354 4241	Jogger Motor Bracket	19- 52
A354 4261	Jogger Drive Link	19- 57
A354 4313	Jogger Guide	19- 33
A354 4314	Jogger Stopper Bracket	19- 40
A354 4315	Jogger Bracket	19- 30
A354 4319	Jogger Fence Bracket	19- 41
A354 4326	Jogger Bearing Stopper	19- 31
A354 4332	Jogger Pad	19- 46
A354 4333	Vibrating Plate - Jogger	19- 45
A354 4334	Jogger Fence	19- 48
A354 4337	Slider Roller	19- 42

Part No.	Description	Page and Index No.
A354 4343	Jogger Gear - 16z	19- 32
A354 4344	Jogger Gear - 48z	19- 38
A354 4346	Spring - Jogger	19- 61
A354 4361	Jogger Guide Shaft - 10mm	19- 39
A354 4365	Upper Stopper - Jogger Bushing	19- 16
A354 4371	Jogger Shaft - 6mm	19- 35
A354 4375	Upper Joint Bracket	19- 36
A354 4376	Lower Joint Bracket	19- 56
A354 4411	Bracket - Motor Side Fence	23- 9
A354 4421	Bracket Lower Side Fence	23- 17
A354 4425	Shaft - Side Fence Drive	23- 16
A354 4441	Bracket - Side Fence Pulley	23- 4
A354 4451	Shaft Side Fence Guide	23- 1
A354 4455	Guide Shaft Bracket	23- 20
A354 4461	Upper Holder - Side Fence Shaft	23- 6
A354 4471	Lower Holder - Side Fence Shaft	23- 19
A354 4475	Timing Belt Stopper - Side Fence	23- 5
A354 4476	Side Fence Shaft	23- 13
A354 4481	Sensor Bracket - Side Fence	23- 7
A354 4541	Stapler Adjusting Bracket	17- 3
A354 4545	Stapler Adjusting Bracket	17- 2
A354 4555	Stapler Bracket - Up/Down	21- 5
A354 4566	Stapler Bracket - Remove/install	21- 2
A354 4570	Stapler Guide - Auxiliary	21- 4
A354 4590	Stapler Shaft - Up/Down	17- 24
A354 4620	Stapler Bracket Ass'y	21- 30
A354 4632	Stapler Bracket - Lower Paper Guide	21- 29
A354 4634	Stapler Bracket - Paper Guide	21- 7
A354 4715	Stapler Motor Bracket	17- 5
A354 4738	Bracket - Stapler Drive Unit	17- 17
A354 4755	Stapler Gear Shaft	17- 15
A354 4765	Stapler Worm Gear Shaft	17- 13
A354 4780	Upper Stapler Shaft - Driven	17- 28
A354 4795	Stapler Bracket - Driven	17- 34
A354 4805	Bracket	21- 10

Part No.	Description	Page and Index No.
A354 4830	Slide Shaft	21- 20
A354 4835	Timing Belt Bracket	21- 17
A354 4860	Bracket	21- 19
A354 4870	Home Sensor Bracket	21- 18
A354 4875	Upper Arm Bracket	21- 27
A354 4888	Lower Arm Bracket	21- 28
A354 4910	Grip Solenoid - Ass'y	21- 22
A354 4940	Sensor Bracket - Paper Detection	21- 12
A354 5100	Main Control Board	25- 4
A354 5100	Main Control Board	39- 0
A354 5103	IC - AM27C256-205DC	39- 1
A354 5150	Interface Board	25- 36
A354 5200	AC Motor Harness	33- 3
A354 5205	AC Relay Harness	33- 27
A354 5211	Relay AC Harness - LT	25- 19
A354 5212	Relay AC Harness - A4	25- 19
A354 5220	AC Harness - Diagonal	9- 19
A354 5225	Noise Filter Harness	25- 32
A354 5230	Grounding Harness	17- 7
A354 5230	Grounding Harness	19- 21
A354 5240	Fuse Harness - 2nd 115V (USA)	25- 23
A354 5241	Fuse Harness - 1st	25- 23
A354 5244	Fuse Harness - 2nd 230V (EU)	25- 23
A354 5250	Terminal Harness	25- 34
A354 5255	Transformer Harness	25- 31
A354 5261	Power Supply Cord - 115V (USA)	25- 21
A354 5300	Upper DC Harness	33- 4
A354 5305	Lower DC Harness	33- 2
A354 5310	Stapler DC Harness	21- 1
A354 5315	Relay DC Harness - Registration	15- 9
A354 5320	Relay DC Harness - Proof	27- 7
A354 5325	Relay DC Harness - Radiation	27- 14
A354 5330	Relay DC Harness - Sensor	31- 6
A354 5335	DC Motor Harness	33- 5
A354 5340	DC Harness - Pressure Release	7- 30

Part No.	Description	Page and Index No.
A354 5345	DC Harness - Diagonal	11- 17
A354 5350	DC Relay Harness	9- 18
A354 5360	Joint DC Harness	35- 12
A354 5400	Stapler Flat Cable	17- 30
A354 6551	Front Side Plate - Relay	37- 5
A354 6556	Rear Side Plate - Relay	37- 14
A354 6561	Relay Stay	37- 12
A354 6571	Drive Guide Plate - Relay	37- 7
A354 6581	Rear Adjusting Bracket - Relay	37- 18
A354 6591	Front Adjusting Bracket - Relay	35- 3
A354 6596	Auxiliary Adjusting Bracket - Relay	35- 6
A354 6611	Driven Guide Plate - Relay	35- 25
A354 6631	Switch Arm Bracket - Relay	35- 22
A354 6641	Guide Plate Lever - Relay	35- 19
A354 6711	Relay Cover	35- 24
A354 6721	Front Lower Cover - Relay	35- 1
A354 6731	Rear Lower Cover - Relay	35- 23
A354 6741	Front Upper Cover - Relay	35- 18
A354 6752	Harness Cover Bracket	35- 27
A354 6811	AC Motor Cover - Relay	23- 23
A354 6821	Lower Bin Cover - Relay	23- 24
A354 6850	Relay Solenoid Ass'y	31- 43
A354 6852	Solenoid Bracket	31- 40
A366 5680	Grounding Wire	17- 25
A366 5680	Grounding Wire	31- 35
A458 2165	Spring - Driven Roller	7- 22
A458 2165	Spring - Driven Roller	13- 32
A458 2165	Spring - Driven Roller	15- 3
A458 2165	Spring - Driven Roller	35- 15
A458 2251	Cushion - Bin Solenoid Lever	29- 22
A458 2251	Cushion - Bin Solenoid Lever	31- 12
A458 3132	Pulley - 17Z	29- 10
A458 3431	Timing Belt - 699P3M6	29- 9
A469 3345	Guide Roller Stud	25- 25
A469 4103	Worm Gear - 2z	17- 12

Part No.	Description	Page and Index No.
A469 4104	Gear - 25Z	17- 16
A469 5130	Bin Solenoid Board	29- 1
A469 5831	Decal - T4A/250V	25- 37
A469 5831	Decal - T4A/250V	41- 8
A498 4370	Fixing Plate	17- 10
A498 4520	Bushing - 18x26x10	17- 21
A498 4525	Bushing Stopper	17- 22
A498 4530	Timing Belt Clamp	17- 20
A498 4530	Timing Belt Clamp	19- 34
A498 4625	Arm Cushion	21- 26
A498 4665	Pulley Flange	21- 14
A498 5250	Front Door Switch - DC	19- 59
A498 5400	Bin Solenoid	29- 4
5209 3902	Pin - Pick Off Pawl	35- 8
5215 3889	Spring - Collection Bottle	19- 13
5216 2676	Spring - Engage Gear Bracket	9- 15
5216 2676	Spring - Engage Gear Bracket	13- 17
5216 2676	Spring - Engage Gear Bracket	37- 10
5216 5245	Photointerruptor - LL-G-3P-S3t2-E	9- 9
5403 2075	Stepped Screw	7- 42
5403 2075	Stepped Screw	13- 23
5403 2075	Stepped Screw	27- 29
5403 2075	Stepped Screw	29- 14
5403 2075	Stepped Screw	31- 38
5403 2075	Stepped Screw	35- 10
5408 2035	Stepped Screw - M4	13- 9
5410 1291	Return Lever Pin	13- 28
5410 1291	Return Lever Pin	15- 31
5410 1291	Return Lever Pin	27- 10
5410 1291	Return Lever Pin	31- 3
5410 1291	Return Lever Pin	35- 17
5413 1812	Spring - Drum Return Arm	13- 16
5413 1812	Spring - Drum Return Arm	35- 21
5413 1882	Stepped Screw	9- 16
5413 1882	Stepped Screw	11- 21

Part No.	Description	Page and Index No.
5413 1882	Stepped Screw	13- 19
5413 1882	Stepped Screw	19- 8
5413 1882	Stepped Screw	25- 38
5413 1882	Stepped Screw	27- 24
5413 1882	Stepped Screw	33- 20
5413 1882	Stepped Screw	35- 2
5413 1882	Stepped Screw	37- 9
5418 1709	Bushing - Lens Shaft	27- 20
5418 1709	Bushing - Lens Shaft	37- 4
5419 5714	Stepped Screw - M4	13- 12
5419 5714	Stepped Screw - M4	31- 34
5420 1087	Perforation Disk	25- 11
5424 1064	Screw Stand	33- 22
5446 4486	Support Guide Stud	33- 30
5447 4980	Decal - Terminal - 220V	25- 33
5875 2088	Shoulder Screw - M4	9- 1
5875 2088	Shoulder Screw - M4	21- 33
5875 2088	Shoulder Screw - M4	31- 37
5875 2088	Shoulder Screw - M4	35- 26
5887 2291	Idle Roller	17- 4
5887 2291	Idle Roller	27- 23
5887 4166	Return Spring - Turn Pawl	29- 5
5887 4166	Return Spring - Turn Pawl	31- 1
5936 2585	Entrance Guide Pin	13- 3
6769 4166	Tension Pulley - Timing Belt	37- 19
6769 4168	Stud - Tension Pulley	27- 22

Part No.	Description	Page and Index No.
0313 0040B	Philips Pan Head Screw - M3x4	13-101
0313 0040B	Philips Pan Head Screw - M3x4	29-102
0313 0060B	Philips Pan Head Screw - M3x6	13-102
0313 0060B	Philips Pan Head Screw - M3x6	17-103
0313 0060B	Philips Pan Head Screw - M3x6	19-105
0313 0060B	Philips Pan Head Screw - M3x6	21-108
0313 0060B	Philips Pan Head Screw - M3x6	23-105
0313 0060B	Philips Pan Head Screw - M3x6	31-100
0313 0080B	Philips Pan Head Screw - M3x8	21-112
0313 0100B	Philips Pan Head Screw - M3x10	21-100
0313 0140B	Philips Pan Head Screw - M3x14	27-104
0313 0140B	Philips Pan Head Screw - M3x14	31-104
0313 0160W	Philips Pan Head Screw - M3x16	25-122
0313 0300B	Philips Pan Head Screw - M3x30	19-103
0314 0040B	Philips Pan Head Screw - M4x4	31-111
0314 0100B	Philips Pan Head Screw - M4x10	9-108
0314 0100B	Philips Pan Head Screw - M4x10	13-103
0314 0100B	Philips Pan Head Screw - M4x10	21-101
0314 0100B	Philips Pan Head Screw - M4x10	33-114
0314 0100B	Philips Pan Head Screw - M4x10	35-107
0315 0080B	Philips Pan Head Screw - M5x8	33-108
0315 0400B	Philips Pan Head Screw - M5x40	25-101
0344 0060F	Philips Truss Head Screw - M4x6	7-100
0344 0060F	Philips Truss Head Screw - M4x6	15-107
0344 0060F	Philips Truss Head Screw - M4x6	21-104
0344 0060W	Philips Truss Head Screw - M4x6	35-103
0344 0120F	Philips Truss Head Screw - M4x12	15-108
0433 0064B	Pan Head Self-tapping Screw - M3x6	7-101
0434 0060B	Philips Tapping Screw - M4x6	7-102
0434 0060B	Philips Tapping Screw - M4x6	7-105
0434 0060B	Philips Tapping Screw - M4x6	9-104
0434 0060B	Philips Tapping Screw - M4x6	11-101
0434 0060B	Philips Tapping Screw - M4x6	13-100
0434 0060B	Philips Tapping Screw - M4x6	15-100
0434 0060B	Philips Tapping Screw - M4x6	17-100

Part No.	Description	Page and Index No.
0434 0060B	Philips Tapping Screw - M4x6	19-100
0434 0060B	Philips Tapping Screw - M4x6	21-109
0434 0060B	Philips Tapping Screw - M4x6	23-102
0434 0060B	Philips Tapping Screw - M4x6	25-107
0434 0060B	Philips Tapping Screw - M4x6	27-102
0434 0060B	Philips Tapping Screw - M4x6	29-101
0434 0060B	Philips Tapping Screw - M4x6	31-101
0434 0060B	Philips Tapping Screw - M4x6	33-101
0434 0084B	Pan Head Self-tapping Screw - M4x8	15-105
0434 0104B	Philips Tapping Screw - M4x10	7-104
0574 0040E	Hexagon Headless Set Screw - M4x4	17-104
0574 0040E	Hexagon Headless Set Screw - M4x4	19-104
0574 0040E	Hexagon Headless Set Screw - M4x4	21-105
0574 0040E	Hexagon Headless Set Screw - M4x4	29-107
0574 0040E	Hexagon Headless Set Screw - M4x4	37-103
0574 0060E	Hexagon Headless Set Screw - M4x6	23-100
0574 0060E	Hexagon Headless Set Screw - M4x6	25-102
0575 0060E	Hexagon Headless Set Screw - M5x6	25-112
0575 0060E	Hexagon Headless Set Screw - M5x6	27-108
0632 0120E	Spring Pin - 2 X 12mm	11-104
0632 0120E	Spring Pin - 2 X 12mm	19-117
0632 0120E	Spring Pin - 2 X 12mm	25-113
0632 0120E	Spring Pin - 2 X 12mm	27-106
0632 0120E	Spring Pin - 2 X 12mm	29-106
0632 0120E	Spring Pin - 2 X 12mm	31-108
0632 0120E	Spring Pin - 2 X 12mm	37-105
0632 0160G	Parallel Pin - M2x16	25-110
0701 0040W	Flat Washer - M4	9-100
0701 0080B	Flat Washer - M8	19-119
0720 0030E	Retaining Ring - M3	7-106
0720 0030E	Retaining Ring - M3	13-105
0720 0030E	Retaining Ring - M3	15-101
0720 0030E	Retaining Ring - M3	27-101
0720 0030E	Retaining Ring - M3	35-108
0720 0040E	Retaining Ring - M4	7-107

Part No.	Description	Page and Index No.
0720 0040E	Retaining Ring - M4	9-106
0720 0040E	Retaining Ring - M4	11-105
0720 0040E	Retaining Ring - M4	13-104
0720 0040E	Retaining Ring - M4	17-108
0720 0040E	Retaining Ring - M4	19-109
0720 0040E	Retaining Ring - M4	21-107
0720 0040E	Retaining Ring - M4	23-101
0720 0040E	Retaining Ring - M4	25-109
0720 0040E	Retaining Ring - M4	27-107
0720 0040E	Retaining Ring - M4	29-103
0720 0040E	Retaining Ring - M4	31-107
0720 0040E	Retaining Ring - M4	35-100
0720 0040E	Retaining Ring - M4	37-100
0720 0060B	Retaining Ring - M6	29-112
0720 0060E	Retaining Ring - M6	11-107
0720 0060E	Retaining Ring - M6	17-102
0720 0060E	Retaining Ring - M6	19-106
0720 0060E	Retaining Ring - M6	31-106
0720 0060E	Retaining Ring - M6	35-102
0720 0060E	Retaining Ring - M6	37-108
0720 0080E	Retaining Ring - M8	21-110
0740 3006	Ball Bearing - 6x17x6	11-114
0740 3906	Ball Bearing - 6x15x5	11-115
0800 0072	Philips Pan Head Screw - M2.6x4	9-107
0801 1185	Philips Truss Head Screw - M4x8	15-103
0801 1185	Philips Truss Head Screw - M4x8	17-113
0801 1185	Philips Truss Head Screw - M4x8	25-116
0805 0088	Retaining Ring - M6	9-105
0805 0088	Retaining Ring - M6	27-115
0805 0088	Retaining Ring - M6	29-111
0805 0088	Retaining Ring - M6	31-114
0805 3145	Ball Bearing - 6x12x4mm	11-103
0805 3145	Ball Bearing - 6x12x4mm	17-105
0805 3145	Ball Bearing - 6x12x4mm	19-113
0805 3145	Ball Bearing - 6x12x4mm	25-111

Part No.	Description	Page and Index No.
0805 3145	Ball Bearing - 6x12x4mm	27-105
0805 3145	Ball Bearing - 6x12x4mm	29-109
0805 3145	Ball Bearing - 6x12x4mm	31-109
0805 3145	Ball Bearing - 6x12x4mm	37-106
0805 3291	Ball Bearing - 8x16x5mm	17-106
0805 3291	Ball Bearing - 8x16x5mm	19-107
0805 3385	Bushing - 6mm	17-107
0805 3385	Bushing - 6mm	19-110
0805 3385	Bushing - 6mm	23-104
0805 3386	Bushing - 8mm	9-101
0805 3386	Bushing - 8mm	11-108
0805 3386	Bushing - 8mm	17-109
0805 3386	Bushing - 8mm	19-111
0805 3386	Bushing - 8mm	27-114
0805 3386	Bushing - 8mm	29-110
0805 3386	Bushing - 8mm	31-113
0950 4006B	Screw - M4X6	7-103
0950 4006B	Screw - M4X6	9-102
0950 4006B	Screw - M4X6	11-106
0950 4006B	Screw - M4X6	15-102
0950 4006B	Screw - M4X6	17-111
0950 4006B	Screw - M4X6	19-118
0950 4006B	Screw - M4X6	25-100
0950 4006B	Screw - M4X6	25-124
0950 4006B	Screw - M4X6	27-109
0950 4006B	Screw - M4X6	31-102
0950 4006B	Screw - M4X6	33-103
0950 4006B	Screw - M4X6	37-102
0951 3005B	Philips Screw With Flat Washer M3x5	21-111
0951 3006B	Philips Screw With Flat Washer-M3x6	19-114
0951 3006B	Philips Screw With Flat Washer-M3x6	25-114
0951 3010B	Philips Screw With Flat Washer-M3x1	21-113
0951 4006B	Philips Screw With Washer - M4x6	7-108
0951 4006B	Philips Screw With Washer - M4x6	11-113
0951 4006B	Philips Screw With Washer - M4x6	15-106

Part No.	Description	Page and Index No.
0951 4006B	Philips Screw With Washer - M4x6	17-101
0951 4006B	Philips Screw With Washer - M4x6	19-115
0951 4006B	Philips Screw With Washer - M4x6	21-102
0951 4006B	Philips Screw With Washer - M4x6	23-103
0951 4006B	Philips Screw With Washer - M4x6	25-106
0951 4006B	Philips Screw With Washer - M4x6	27-100
0951 4006B	Philips Screw With Washer - M4x6	29-108
0951 4006B	Philips Screw With Washer - M4x6	31-105
0951 4006B	Philips Screw With Washer - M4x6	35-101
0951 4006B	Philips Screw With Washer - M4x6	37-107
0951 4008B	Philips Screw With Washer - M4x8	17-110
0951 4008B	Philips Screw With Washer - M4x8	19-116
0951 4008B	Philips Screw With Washer - M4x8	25-103
0951 4008B	Philips Screw With Washer - M4x8	27-111
0951 4008B	Philips Screw With Washer - M4x8	33-106
0951 4008B	Philips Screw With Washer - M4x8	35-106
1005 0335	Earth Mark	11-102
1005 0335	Earth Mark	25-123
1005 0335	Earth Mark	35-104
1005 0335	Earth Mark	41- 1
1005 0933	Cushion - Stepper Motor	17-114
1005 0933	Cushion - Stepper Motor	19-108
1101 0328	Connector Pin Contact	39-101
1101 0359	Terminal - 3p	25- 28
1102 2985	Receptacle - 12P	39-102
1102 4052	Optional Connector	11-100
1102 4201	Connector - 2p	39-103
1102 4204	CT Header - 5p	39-104
1102 4205	CT Header- 6p	39-105
1102 4206	Connector - 7p	39-106
1102 4208	Connector - 9p	39-107
1102 4209	CT Header - 10p	39-108
1102 4210	Connector - 11p	39-109
1102 4497	Connector - 13p	39-110
1102 4623	CT Connector - 6p	39-111

Part No.	Description	Page and Index No.
1102 4624	CT Connector - 7p	39-112
1102 4626	Connector - 9p	39-113
1102 5007	CT Header - 14p	39-114
1102 5191	Connector Housing	33-112
1102 5718	Optical Fiber Connector	39-115
1103 0441	Connector - 4p	39-116
1103 0725	Connector - 3p	39-117
1103 0849	Terminal - 2p	39-118
1103 1768	Connector - 2p	39-119
1104 0333	Fuse Holder	39-120
1104 0588	Dip Socket - 28p	39-121
1105 0005	Nylon Clip - 3n	35-105
1105 0008	Nylon Clip - 2n	15-104
1105 0008	Nylon Clip - 2n	25-117
1105 0008	Nylon Clip - 2n	27-112
1105 0008	Nylon Clip - 2n	33-107
1105 0009	Nylon Clip - 5n	33-115
1105 0016	Nylon Clip - 4n	11-110
1105 0016	Nylon Clip - 4n	33-113
1105 0116	Nylon Stud	25-104
1105 0193	Nylon Stud	29-100
1105 0196	Harness Clamp	9-103
1105 0196	Harness Clamp	11-109
1105 0196	Harness Clamp	17-112
1105 0196	Harness Clamp	21-106
1105 0196	Harness Clamp	27-103
1105 0196	Harness Clamp	29-105
1105 0196	Harness Clamp	31-112
1105 0196	Harness Clamp	31-115
1105 0196	Harness Clamp	33-102
1105 0229	Clamp	25-108
1105 0229	Clamp	27-113
1105 0229	Clamp	33-104
1105 0291	Wire Saddle	21-103
1105 0291	Wire Saddle	29-104

Part No.	Description	Page and Index No.
1105 0291	Wire Saddle	31-103
1105 0291	Wire Saddle	33-105
1105 0310	Wire Clamp	33-109
1106 0193	Bushing - 7.9mm	7-109
1106 0193	Bushing - 7.9mm	31-110
1106 0200	Bushing - 19.44mm	33-100
1106 0241	Bushing - 6.7mm	9-109
1106 0411	Bushing - 11.5mm	11-111
1106 0411	Bushing - 11.5mm	33-110
1106 0458	Bushing - 9.9mm	25-120
1106 0458	Bushing - 9.9mm	33-111
1107 0751	Fuse - 4A 250V	25-118
1107 0752	Fuse - 5A 250V	25-105
1107 0752	Fuse - 5A 250V	39-122
1204 1422	Dip Switch - 51D-0401	39-123
1204 2136	Micro Switch	19-102
1204 2278	Micro Switch - DD2L-F7AA	19-101
1204 2278	Micro Switch - DD2L-F7AA	31-116
1208 1337	SSR AC240V 2A D2W202LG18	39-124
1208 1339	Relay - G7L-2A-T	25-115
1400 0284	Transistor - 2SD789D	39-125
1401 0298	Transistor - 2SC2712Y	39-126
1401 0401	Transistor - 2SD194	39-127
1401 0802	Diode - RD24FB	39-128
1401 0953	Transistor - 2SB1149	39-129
1402 0642	Zener Diode - RD8.2M-B1	39-130
1402 0780	Diode - 11ES2	39-131
1403 0238	IC - TLP521	39-132
1403 0669	Red LED - SLM-13VW	39-133
1407 1314	IC - HD74LS74AFP	39-134
1407 1882	IC - 74LS373	39-135
1407 2055	IC - TD62304F	39-136
1407 2218	IC - SN74LS06NS	39-137
1407 2231	IC - TD62308AF	39-138
1407 2404	IC - M5M81CHFP-2DP	39-139

Part No.	Description	Page and Index No.
1407 2825	IC - TD62384F	39-140
1407 3055	IC - HD74LS158FP	39-141
1407 3202	IC - 74HC00A	39-142
1407 3286	IC - TC74HC04A	39-143
1407 3492	CPU -78C10AGF	39-144
1407 3756	Timer - TMP82C54M-2	39-145
1408 0408	IC - PST518A	39-146
1408 0828	IC - TA8415P	39-147
1408 0839	IC - STK6712 BMK3	39-148
1408 0840	IC - HR052	39-149
1503 0347	Oscillator - 12Mhz	39-150
1601 8185	Variable Resistor - 200 Ω 0.5W	39-151
1602 7067	Noise Filter	25-121
1604 1357	Capacitor - 470 μ F, 10V	39-152
1604 1362	Capacitor - 4.7 μ F 25V	39-153
1604 1386	Capacitor - 100 μ F \pm 20% 50V	39-154
1605 0226	Capacitor - 1000PF 50V	39-155
1605 0636	Capacitor - 0.1 μ F	39-156
1606 1452	Capacitor - 0.01 μ F 50V	39-157
1611 4101	Resistor - 100 Ω 1/4T \pm 5%	39-158
1611 4102	Resistor - 1K Ω 1/4T \pm 5%	39-159
1630 3101	Resistor - 100 Ω - 1/10W	39-160
1630 3102	Resistor - 1K Ω 1/10W \pm 5%	39-161
1630 3103	Resistor - 10K Ω 1/10W \pm 5%	39-162
1630 3122	Resistor - 1.2K Ω 1/10W \pm 5%	39-163
1630 3129	Resistor - 1.2 Ω 1/10W \pm 5%	39-164
1630 3151	Resistor - 150 Ω 1/10W \pm 5%	39-165
1630 3202	Resistor - 2K Ω -1/10W	39-166
1630 3222	Resistor - 2.2K Ω 1/10W \pm 5%	39-167
1630 3223	Resistor - 22k Ω - 1/10W	39-168
1630 3241	Resistor - 240 Ω 1/10W \pm 5%	39-169
1630 3332	Resistor - 3.3K Ω 1/10W \pm 5%	39-170
1630 3391	Resistor - 390 Ω 1/10W \pm 5%	39-171
1630 3471	Resistor - 470 Ω - 1/10W	39-172

Part No.	Description	Page and Index No
1630 3472	Resistor - 4.7K Ω 1/10W \pm 5%	39-173
1630 3473	Resistor - 47K Ω 1/10W \pm 5%	39-174
1630 3511	Resistor - 510 Ω 1/10W \pm 5%	39-175
1630 3682	Resistor - 6.8k Ω - 1/10W	39-176
2801 0041	Power Supply Cord - 220/240V (EU)	25- 21